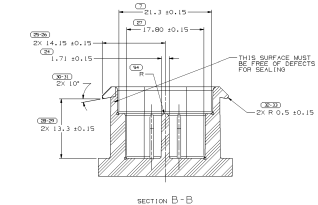


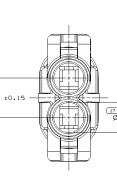
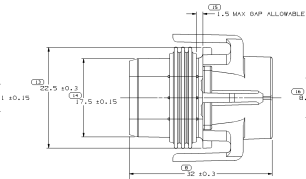
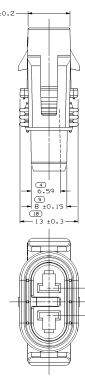
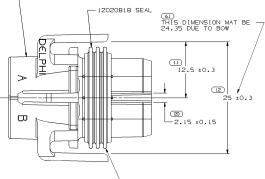
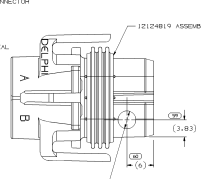
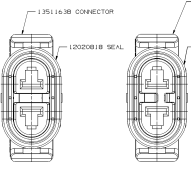
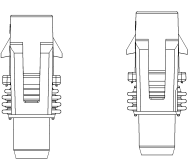
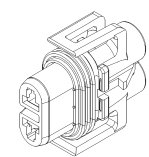
BLADE DETAIL  
SCALE 10:1



MATING COMPONENT INFORMATION

NOTES  
1. INSPECTION SYMBOLS FOR REFERENCE ONLY

SYMBOL DEFINITION	OR SIZE	MESSAGE NUMBER	OR SIZE	OR SIZE	OR SIZE
A. DIMENSION AT THROAT OF CONNECTOR TO REPORT TO QUALITY CONTROL	0.0005	1.57	0.0005	0.0005	0.0005
B. DIMENSION AT THROAT OF CONNECTOR TO REPORT TO QUALITY CONTROL	0.0005	1.57	0.0005	0.0005	0.0005
C. DIMENSION AT THROAT OF CONNECTOR TO REPORT TO QUALITY CONTROL	0.0005	1.57	0.0005	0.0005	0.0005
D. DIMENSION AT THROAT OF CONNECTOR TO REPORT TO QUALITY CONTROL	0.0005	1.57	0.0005	0.0005	0.0005
E. DIMENSION AT THROAT OF CONNECTOR TO REPORT TO QUALITY CONTROL	0.0005	1.57	0.0005	0.0005	0.0005
F. DIMENSION AT THROAT OF CONNECTOR TO REPORT TO QUALITY CONTROL	0.0005	1.57	0.0005	0.0005	0.0005
G. DIMENSION AT THROAT OF CONNECTOR TO REPORT TO QUALITY CONTROL	0.0005	1.57	0.0005	0.0005	0.0005
H. DIMENSION AT THROAT OF CONNECTOR TO REPORT TO QUALITY CONTROL	0.0005	1.57	0.0005	0.0005	0.0005
I. DIMENSION AT THROAT OF CONNECTOR TO REPORT TO QUALITY CONTROL	0.0005	1.57	0.0005	0.0005	0.0005
J. DIMENSION AT THROAT OF CONNECTOR TO REPORT TO QUALITY CONTROL	0.0005	1.57	0.0005	0.0005	0.0005
K. DIMENSION AT THROAT OF CONNECTOR TO REPORT TO QUALITY CONTROL	0.0005	1.57	0.0005	0.0005	0.0005
L. DIMENSION AT THROAT OF CONNECTOR TO REPORT TO QUALITY CONTROL	0.0005	1.57	0.0005	0.0005	0.0005
M. DIMENSION AT THROAT OF CONNECTOR TO REPORT TO QUALITY CONTROL	0.0005	1.57	0.0005	0.0005	0.0005
N. DIMENSION AT THROAT OF CONNECTOR TO REPORT TO QUALITY CONTROL	0.0005	1.57	0.0005	0.0005	0.0005
O. DIMENSION AT THROAT OF CONNECTOR TO REPORT TO QUALITY CONTROL	0.0005	1.57	0.0005	0.0005	0.0005
P. DIMENSION AT THROAT OF CONNECTOR TO REPORT TO QUALITY CONTROL	0.0005	1.57	0.0005	0.0005	0.0005
Q. DIMENSION AT THROAT OF CONNECTOR TO REPORT TO QUALITY CONTROL	0.0005	1.57	0.0005	0.0005	0.0005
R. DIMENSION AT THROAT OF CONNECTOR TO REPORT TO QUALITY CONTROL	0.0005	1.57	0.0005	0.0005	0.0005
S. DIMENSION AT THROAT OF CONNECTOR TO REPORT TO QUALITY CONTROL	0.0005	1.57	0.0005	0.0005	0.0005
T. DIMENSION AT THROAT OF CONNECTOR TO REPORT TO QUALITY CONTROL	0.0005	1.57	0.0005	0.0005	0.0005
U. DIMENSION AT THROAT OF CONNECTOR TO REPORT TO QUALITY CONTROL	0.0005	1.57	0.0005	0.0005	0.0005
V. DIMENSION AT THROAT OF CONNECTOR TO REPORT TO QUALITY CONTROL	0.0005	1.57	0.0005	0.0005	0.0005
W. DIMENSION AT THROAT OF CONNECTOR TO REPORT TO QUALITY CONTROL	0.0005	1.57	0.0005	0.0005	0.0005
X. DIMENSION AT THROAT OF CONNECTOR TO REPORT TO QUALITY CONTROL	0.0005	1.57	0.0005	0.0005	0.0005
Y. DIMENSION AT THROAT OF CONNECTOR TO REPORT TO QUALITY CONTROL	0.0005	1.57	0.0005	0.0005	0.0005
Z. DIMENSION AT THROAT OF CONNECTOR TO REPORT TO QUALITY CONTROL	0.0005	1.57	0.0005	0.0005	0.0005



TYPE 104  
SAME AS TYPE 101  
EXCEPT AS SHOWN

TYPE 102  
SAME AS TYPE 101  
EXCEPT AS SHOWN

TYPE 103  
SAME AS TYPE 101  
EXCEPT AS SHOWN

TYPE 101

- NOTES
- UNLESS OTHERWISE SPECIFIED AND/OR INDICATED, DIMENSIONS ARE TO FACE OF VIEW SHOWN AND NOT TO CENTER UNLESS OTHERWISE SPECIFIED. DIMENSIONS FOR PRECISION TOOLS SHOULD BE USED FOR ALL DIMENSIONS. DIMENSIONS FOR PRECISION TOOLS SHOULD BE USED FOR ALL DIMENSIONS. DIMENSIONS FOR PRECISION TOOLS SHOULD BE USED FOR ALL DIMENSIONS.
  - SEALING CODE 3 - DESIGN WILL POSSE QUALITY FOR AND DIMENSION TO BE USED FOR PRECISION TOOLS SHOULD BE USED FOR ALL DIMENSIONS. DIMENSIONS FOR PRECISION TOOLS SHOULD BE USED FOR ALL DIMENSIONS.
  - FOR APPLICATION DATA SEE THE INDIVIDUAL APPLICATION DRAWINGS.
  - TYPE 101 CONNECTOR TO MATE WITH A 1.5 ±0.15, RALS TYPE BELL END OR EQUIVALENT, TYPE 102 TO MATE WITH A 1.5 ±0.15, RALS TYPE BELL END OR EQUIVALENT.
  - WHEN PARTS ARE SHIPPED, THEY MUST BE PACKED IN PLASTIC BAGS OR SHIPPED CONTAINERS MUST BE LINED WITH PLASTIC TO PREVENT DAMAGE TO THE PARTS. DIMENSIONS FOR PRECISION TOOLS SHOULD BE USED FOR ALL DIMENSIONS.
  - FOR PARTS NUMBERS WITH ADHESIVE, USE M501000 OR ADHESIVE APPLIED BY MATERIALS ENGINEERING TO BLUE CONNECTOR SEAL TO CONNECTOR.
  - REFERENCE P/N TYPE 103 FOR 2M57-1444-04-NX

12186800

REV	DATE	BY	CHKD	DESCRIPTION
1	12/15/00	12186800	12186800	REVISED TO ADD ADHESIVE
2	12/15/00	12186800	12186800	REVISED TO ADD ADHESIVE
3	12/15/00	12186800	12186800	REVISED TO ADD ADHESIVE
4	12/15/00	12186800	12186800	REVISED TO ADD ADHESIVE
5	12/15/00	12186800	12186800	REVISED TO ADD ADHESIVE
6	12/15/00	12186800	12186800	REVISED TO ADD ADHESIVE
7	12/15/00	12186800	12186800	REVISED TO ADD ADHESIVE
8	12/15/00	12186800	12186800	REVISED TO ADD ADHESIVE
9	12/15/00	12186800	12186800	REVISED TO ADD ADHESIVE
10	12/15/00	12186800	12186800	REVISED TO ADD ADHESIVE

**DELPHI**  
A DELPHI COMPANY

12186800

12186800

12186800

0828151