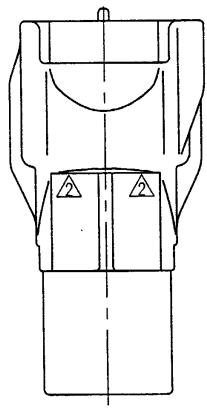
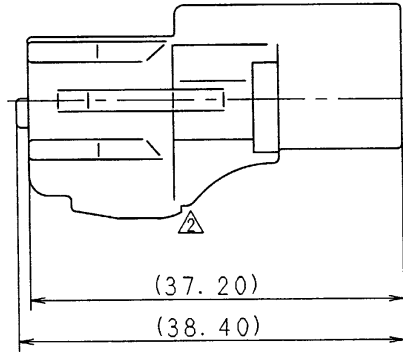
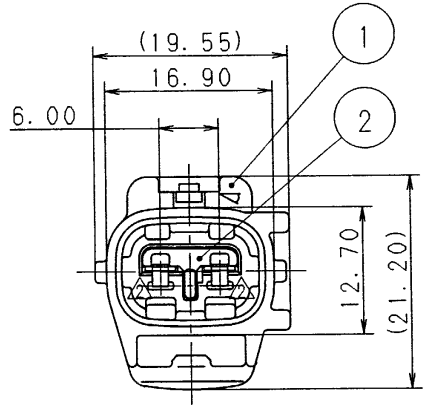


TABLE 1

YAZAKI SUB ASSEMBLY PART NO.	NO.	YAZAKI PART NO.	MATERIAL	COLOR	QTY.
△ 7282-7028-30 ETC.	①	△ SEE TABLE 2	PBT	△ SEE TABLE 2	1
	②	7157-4349	PBT	NATURAL	1

△ TABLE 2

YAZAKI SUB ASSEMBLY PART NO.	YAZAKI PART NO.	COLOR
△ 7282-7028	7182-7028	NATURAL
△ 7282-7028-10	7182-7028-10	DARK GRAY
△ 7282-7028-30	7182-7028-30	BLACK
△ 7282-7028-40	7182-7028-40	LIGHT GRAY
△ 7282-7028-50	7182-7028-50	ORANGE
△ 7282-7028-60	7182-7028-60	GREEN
△ 7282-7028-80	7182-7028-80	BROWN
△ 7282-7028-90	7182-7028-90	BLUE




注記

- 1. 嵌合相手品番: 7283-7028-30
- 2. 適用端子品番: 7114-4025 ETC.
- 3. 適用ゴム栓品番: 7157-3648 ETC.

NOTES

- 1. MATING PART NO. : 7283-7028-30
- 2. APPLICABLE TERMINAL NO. : 7114-4025 ETC.
- 3. APPLICABLE RUBBER STOPPER NO. : 7157-3648 ETC.



ISSUE MARK

△	97.03.31	CHANGED FORM	C97-L551	H. K	CUSTOMER	MATL. SPEC.	SEE TABLE 1	TREAT. & FIN.
△	96.12.21	ADDED PART NO. & CHANGED FORM	C96-N240	M. T	CUSTOMER PART NO.	CUSTOMER DWG NO.		
	89.09.13	NEW	C89-L967	M. T	OFFICE	TRIAL PART NO.		
LET	DATE	REVISION RECORD	NO.	CHKD	VENDOR			
GENERAL TOLERANCE								
	10MAX	50MAX	100MAX	250MAX	2500VR	ANGLE	ECCENT	DWG TYPE
A	±0.15	±0.2	±0.3	±0.5	±0.75	±30'	0.1	R
B	±0.2	±0.3	±0.55	±0.95	±1.4	±30'	0.1	APPROVED
◎	±0.3	±0.5	±0.8	±1.4	±2	±30'	0.15	CHECKED
SPECIFIED					MASS	97.04.04		
					g	92.04.03	89.06.21	97.03.31
						DWG SOURCE	NEW	DWG DATE
						DWG DATE	89.09.18	UNIT
						UNIT	mm	SCL
						SCL	2/1	ANGLE
						ANGLE	3	PART NO.
						PART NO.	△7282-7028-30 ETC.	CH. CODE
						CH. CODE		DWG NO.
						DWG NO.	7282-7028-30:R	SET DWG NO.
						SET DWG NO.		YAZAKI CORPORATION

