

Series 19X MAXI® Circuit Breakers



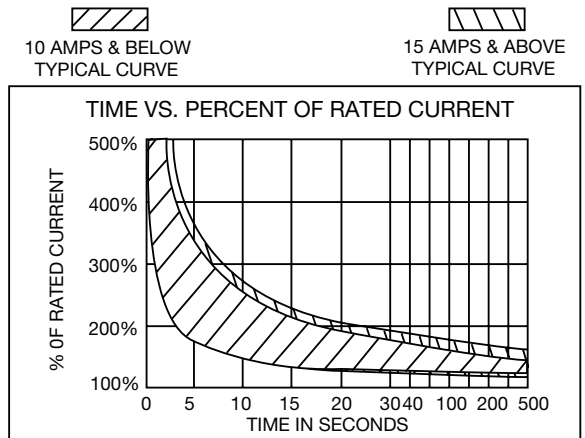
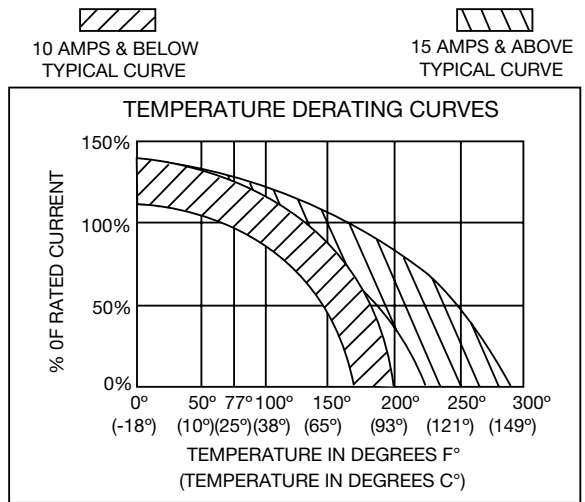
Series 19X MAXI® Circuit Breakers

Auto, Manual & Modified Reset

Specifications

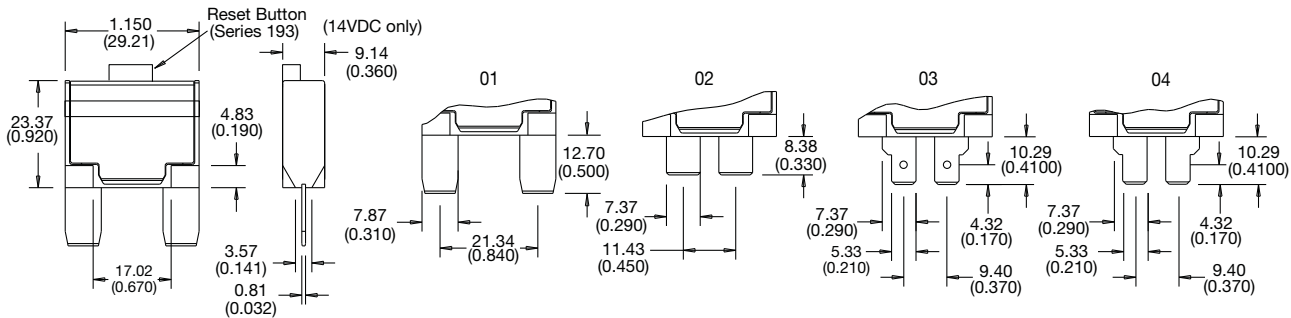
Single Pole Thermal Type Breakers

Rating: 8-50A; 14Vdc; 28Vdc (Series 193, 194, & 195)
Interrupt Rating: 150A @ 14Vdc (8-10A versions); 225A @ 14Vdc (15A version); 300A @ 14Vdc (20A version); 450A @ 14Vdc (25-30A versions); 600A @ 4Vdc (35-40A versions); 750A @ 14Vdc (50A version)
Operating Temperature Rating: -40°F (-40°C) to 185°F (85°C)
Storage Temperature Rating: -40°F (-40°C) to 260°F (125°C)
Materials: Grey UL-Rated 94V0 thermoplastic
Termination: Compatible with fuse blocks accepting MAXI® or ATC® blade fuses
Compliances: SAE J553, SAE J1171 (ignition protected)



Dimensions - in(mm) (Dims. Shown are for reference only. Contact factory for latest prints)

Terminal Options



Part Numbering System

| Series | Rating | Terminal | Cover | Marking |
|--------|--------|----------|-------|---|
| 191 | 08 | 01 | M | (Consult factory for special markings.) |
| 192 | 10 | 02 | M | |
| 193 | 15 | 03 | M | |
| 194 | 20 | 04 | M | |
| 195 | 25 | | M | |
| | 30 | | M | |
| | 35 | | M | |
| | 40 | | M | |
| | 50 | | M | |

Series: 191 - Type I, 14 VDC; 192 - Type II, 14 VDC; 193 - Type III, 12V/24 VDC; 194 - Type I, 24 VDC; 195 - Type II, 24 VDC

Rating: 08 - 8 amps; 10 - 10 amps; 15 - 15 amps; 20 - 20 amps; 25 - 25 amps; 30 - 30 amps; 35 - 35 amps; 40 - 40 amps; 50 - 50 amps (191, 193, 194 only)

Terminal: 01 - MAXI®; 02 - Wide ATC®; 03 - Long ATC® (w/dimple); 04 - Long ATC® (no dimple)

Cover: M - Metal*

Uncontrolled Document
 Last Revision: 12.08.2021