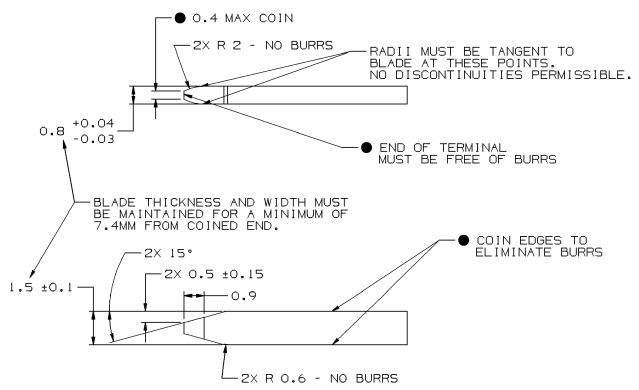

● THESE DIMENSIONS ARE CRITICAL TO THE MECHANICAL AND ELECTRICAL PERFORMANCE OF THE CONNECTION SYSTEM.

MATERIAL SPECIFICATIONS

RECOMMENDED

BASE METAL - CDA-210, EXTRA SPRING TEMPER

* TIN PLATING (WHERE APPLICABLE TO 125°C MAX CONTINUOUS USAGE): 0.0050±0.0025 MM (200±100 μIN) ELECTROPLATED TIN.

* USAGE OF PLATING TYPES OTHER THAN RECOMMENDED MUST BE APPROVED BY DELPHI PACKARD ELECTRIC SYSTEMS ENGINEERING.

MINIMUMS

ELECTRICAL CONDUCTIVITY - ≥28% IACS AT 20 °C. USE OF A MATERIAL WITH CONDUCTIVITY <28% IACS MUST BE APPROVED BY PACKARD ELECTRIC MATERIALS ENGINEERING.

TENSILE STRENGTH - 430 - 480 MPa

UNDERPLATING FOR TIN PLATING - FOR BASE MATERIALS CONTAINING 10% OR MORE ZINC, AN UNDERPLATE OF COPPER 0.0025 MM (100 μIN) MINIMUM THICK IS REQUIRED.

PROCESSING LUBRICANT - ANY PROCESSING LUBRICANT REMAINING ON TERMINALS MUST NOT VARNISH OR DEGRADE THE ELECTRICAL PERFORMANCE OF THE CONNECTION UP TO A MAXIMUM TEMPERATURE OF 150°C. PROCESSING LUBRICANTS MUST BE APPROVED BY DELPHI PACKARD ELECTRIC SYSTEMS ENGINEERING.

MATING BLADE INFORMATION

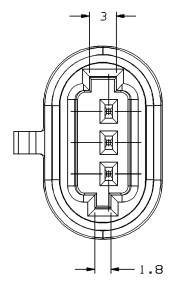

TYPE 102
SAME AS TYPE 101 EXCEPT AS SHOWN

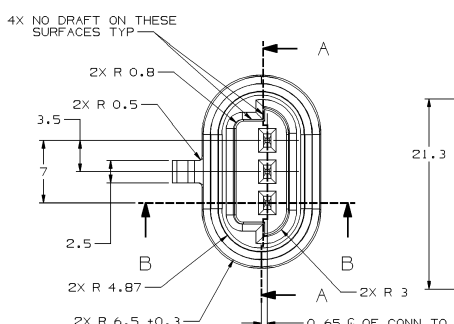

TYPE 101

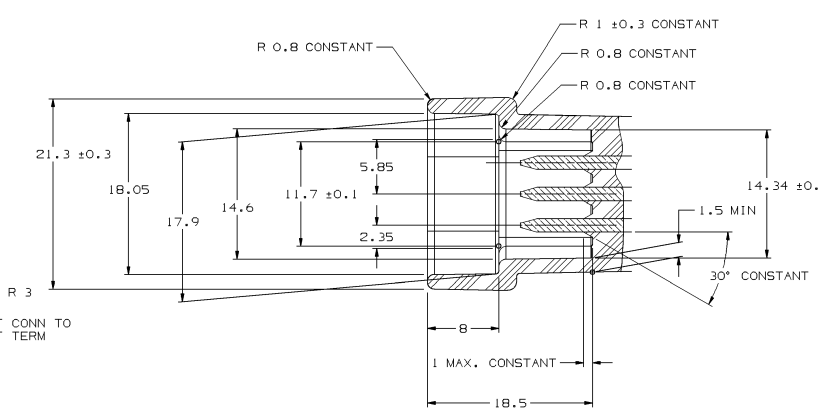

SECTION A-A

NOTES

1. UNLESS OTHERWISE SPECIFIED AND/OR INDICATED:

   DIMENSIONS ARE TO FACE OF VIEW SHOWN AND AUTOMATICALLY ROUNDED BY COMPUTER FOR INSPECTION (SEE MATH MODEL FOR PRECISE DIMENSIONS). FOR ALL OTHER DIMENSIONS NOT SHOWN BUT REQUIRED FOR TOOL BUILD, SEE MATH MODEL FOR PRECISE TOOL PATH DATA.
   ALL RADII 0.4
   DRAFT IS 1° MAX ON ALL OUTSIDE SURFACES.

2. RECOMMENDED MATERIAL:
   GLASS REINFORCED NYLON OR POLYESTER

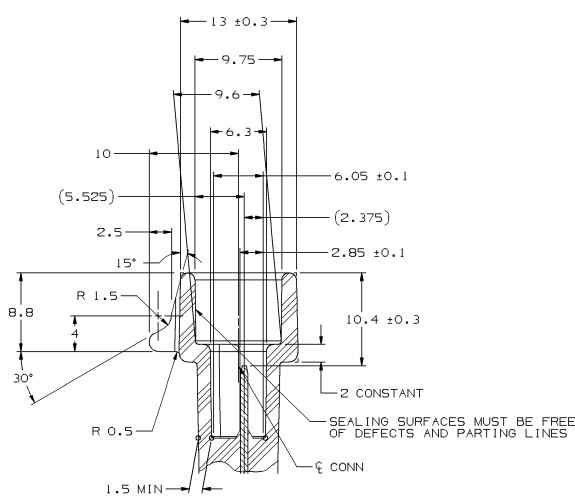

SECTION B-B

MATING CONNECTOR INFORMATION

SYMBOL DEFINITION			MISSING SYMBOLS
A DIMENSION WITHOUT AN INSPECTION REPORT SYMBOL ⬭ DOES NOT REQUIRE INSPECTION. IT MAY BE CONTROLLED ON THE INDIVIDUAL COMPONENT DRAWING.	TOTAL NO OF INSPECTIONS REQUIRED	2	NO MISSING SYMBOL NUMBER
	LAST NO. USED	2	

DWG STATUS DATE	STG	REV	N/P	CHG	ZONE	REVISION HISTORY	AUTH	DR	APVD 1	APVD 2
06MR08	R	07	-	-		CLEARED REV COL & ALL PARTS - REDRAWN TO PD; ADDED "APPLICATION DATA" NOTE & "APPEARANCE ITEM" NOTE	403974	GLG	FRG	ARV
16DE11	R	08	-	-		13932548 - RELEASED AND INACTIVE	416519	JAR	JAR	GEM
03JA14	R	09	-	-		ALL ACTIVE PARTS - ADDED LUBEWELL LUBRICANT NOTE	424996	JVR	JVM	KRM
03JN16	R	10	-	-		13932548 - UPDATED PART AVAILABILITY	433273	NRM	JFF	JFF

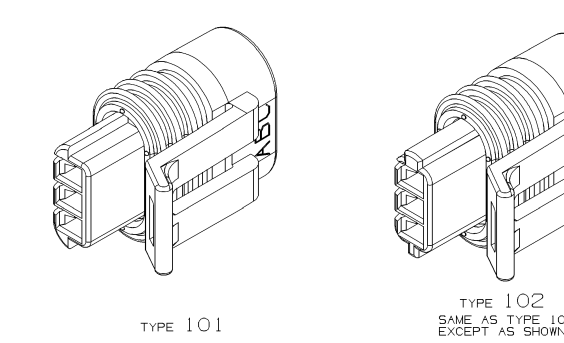

TYPE 101

TYPE 102
SAME AS TYPE 101 EXCEPT AS SHOWN

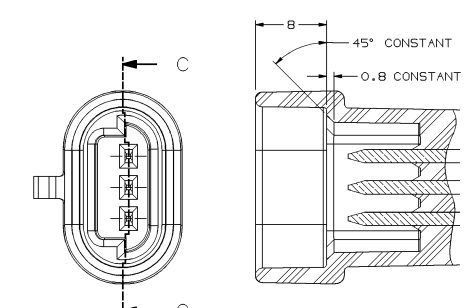

SECTION C-C

OPTIONAL MATING CONNECTOR INFORMATION

SAME AS ORIGINAL CONSTRUCTION EXCEPT AS SHOWN

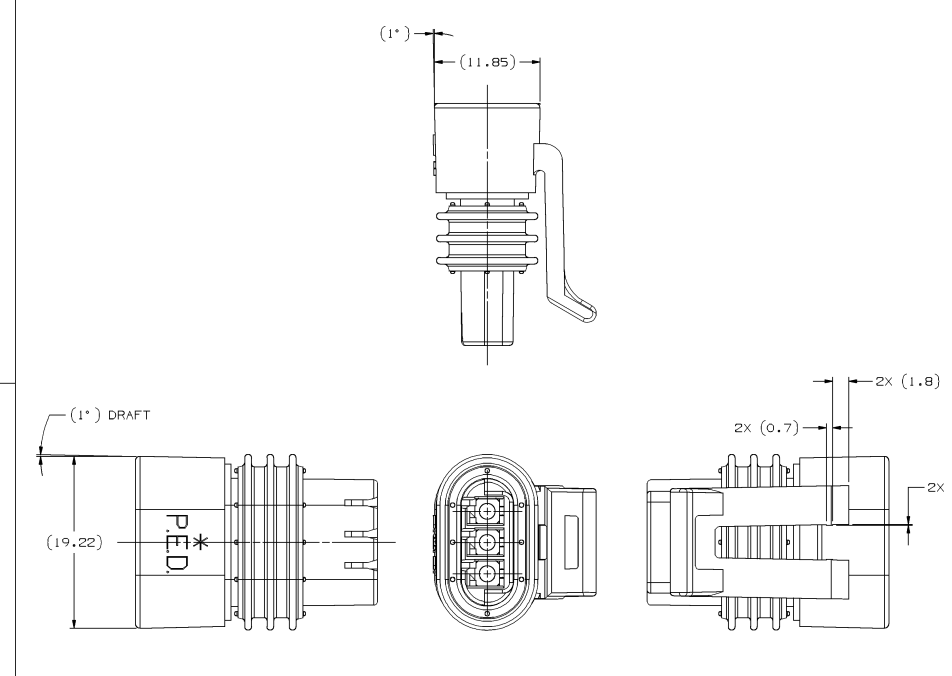

OPTIONAL CONSTRUCTION

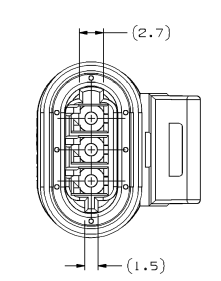

TYPE 102
SAME AS TYPE 101 EXCEPT AS SHOWN

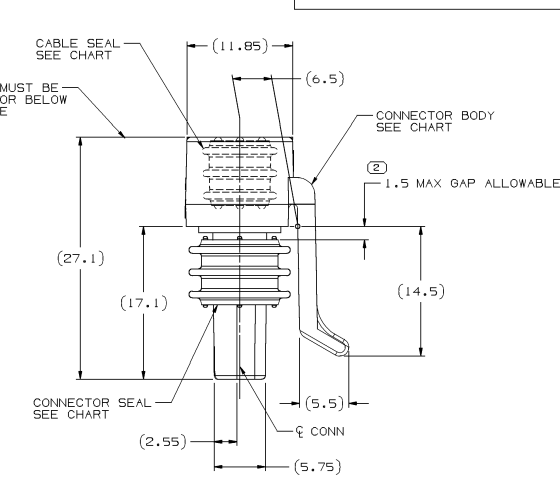

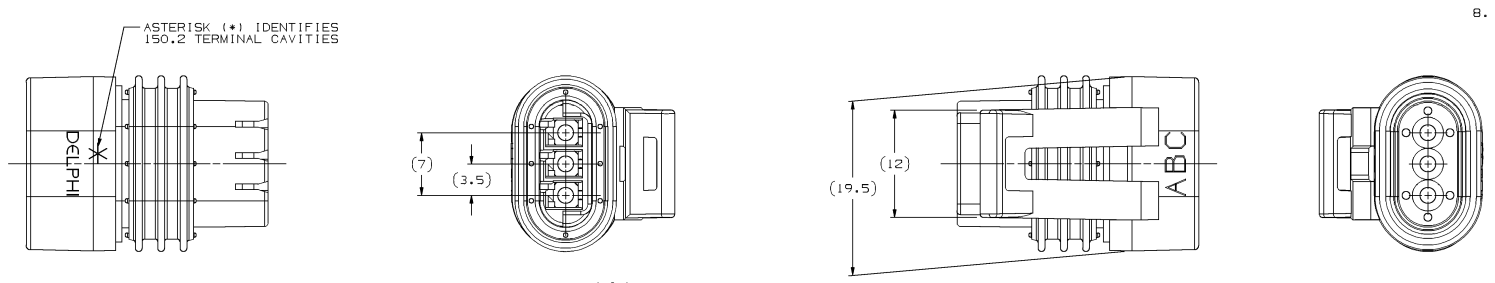

TYPE 101

NOTES

1. UNLESS OTHERWISE SPECIFIED AND/OR INDICATED:

   DIMENSIONS ARE TO FACE OF VIEW SHOWN AND AUTOMATICALLY ROUNDED BY COMPUTER FOR INSPECTION (SEE MATH MODEL FOR PRECISE DIMENSIONS). FOR ALL OTHER DIMENSIONS NOT SHOWN BUT REQUIRED FOR TOOL BUILD, SEE MATH MODEL FOR PRECISE TOOL PATH DATA.

2. THIS PRODUCT IS NOT CATEGORIZED AS AN APPEARANCE ITEM, MINOR IMPERFECTIONS INCLUDING, BUT NOT LIMITED TO, FLOW MARKS, COLOR BLEMISHES, GATE VESTIGE, AND SOFT FLASH THAT DO NOT AFFECT THE FIT, FORM, OR FUNCTION OF THE PART ARE PERMISSIBLE PER NAP 4.10-18.
3. FOR LEAD LENGTH CALCULATIONS DISTANCE FROM MATING END OF CONNECTOR TO FRONT OF CABLE CORE IS 8.60 ±1.55
4. WHEN PARTS ARE SHIPPED THEY MUST BE PACKED IN PLASTIC BAGS OR SHIPPING CONTAINERS MUST BE LINED WITH PLASTIC LINERS. BAGS OR LINERS MUST BE SEALED TO AVOID ENTRY OF FOREIGN MATTER
5. SEALING CODE 3

   DESIGN WILL PASS SALT FOG AND IMMERSION TEST AFTER CONDITIONING AS SPECIFIED IN ESA-644 (WEATHER-PACK), ESA-710 (METRI-PACK), ESA-650 (UNDERHOOD MICRO-PACK), C-4006 (WORLD CONNECTOR), ETC WHEN MATED TO MATING PART OR EQUIVALENT
6. FOR PART NUMBERS WITH ADHESIVE, USE PM003510 OR ADHESIVE APPROVED BY MATERIALS ENGINEERING TO GLUE CONNECTOR SEAL TO CONNECTOR
7. FOR APPLICATION DATA SEE THE INDIVIDUAL APPLICATION DRAWINGS.
8. S-60-T LUBEWELL LUBRICANT CAN BE USED AS AN AUXILIARY SUPPORT ON THE CABLE INSTALLATION PROCESS.

P/N WITH ADHESIVE	REV	N/P	P/N WITHOUT ADHESIVE	REV	N/P	TYPE	CONNECTOR NO	CABLE SEAL NO	CONN SEAL NO	BLOCKED CAVITY
-	-	-	13932548	01	AA	102	12162272	12129090	12047908	NONE
-	-	-	15339040	A2	-	102	12162272	12092617	12047908	B
12186697	B2	-	12186831	A2	-	102	12162272	12092862	12186824	NONE
-	-	-	12162280	A2	-	102	12162272	12047907	12047908	NONE
-	-	-	12162279	A2	-	102	12162272	12092862	12047908	NONE
-	-	-	12162278	A2	-	102	12162272	12092862	12110555	NONE
-	-	-	12162186	A2		101	12162181	12129090	12047908	NONE
-	-	-	12162185	A2	-	101	12162181	12092862	12047908	NONE
-	-	-	12162184	A2	-	101	12162181	12092617	12047908	B
-	-	-	12162183	A2	-	101	12162181	12059261	12047908	NONE
-	-	-	12162182	A2	-	101	12162181	12047907	12047908	NONE

A LINE DRAWN THROUGH A PART NUMBER INDICATES THAT PHYSICAL PARTS ARE NOT AVAILABLE FOR ORDERING.

PART NUMBERS THAT DO NOT HAVE A LINE PRESENT INDICATE THAT PHYSICAL PARTS ARE AVAILABLE FOR ORDERING.

CONTACT DELPHI SALES TO ASSURE AVAILABILITY OF PARTS.

DWG TYPE: PART DRAWING

STYLE

VOLUME (CM³)

DISTR CODE: D

UNLESS OTHERWISE SPECIFIED

THIS DOCUMENT IS IN ACCORDANCE WITH ASME Y14.5M-1994 AS AMENDED BY THE GM GLOBAL DIMENSIONING AND TOLERANCING ADDENDUM-2001. SEPARATE PATTERNS OF FEATURES MAY BE GAGED SEPARATELY REGARDLESS OF DATUM REFERENCES.

ALL DIMENSIONS ARE IN MILLIMETERS

REFERENCE

(N/A) PROCESS SENSITIVE DIMENSION

THIRD ANGLE PROJECTION

DO NOT SCALE

USE MATH DATA

CAD NX

DELPHI

DELPHI CORPORATION
TROY, MI 48098

COPYRIGHT 1994 DELPHI CORPORATION AND/OR ITS AFFILIATES. ALL RIGHTS RESERVED. REVISED 2016
THIS DRAWING IS THE PROPERTY OF DELPHI CORPORATION AND CONTAINS DELPHI CONFIDENTIAL INFORMATION. THE REPRODUCTION, DISTRIBUTION AND UTILIZATION OF THIS DOCUMENT OR ITS RELATED CAD MATH DATA, AS WELL AS COMMUNICATION OF ANY CONTENT TO OTHERS, WITHOUT EXPRESS AUTHORIZATION, IS PROHIBITED.

		DATE
DR		
APVD1	R. PINA	27JA94
APVD2	T. MUDREY	08FE94
APVD3	S. J. VUKMER	16FE94
APVD4		
APVD5		

SUBSTANCES OF CONCERN AND RECYCLED CONTENT PER DELPHI 10949001

MATERIAL: SEE CHART

DRAWING NAME: TAXI ASM CONN F M/P 150.2 SLD

DRAWING NUMBER: 12162266

SIZE	SCALE	FRAME NO	SHEET NO	STG	REV	N/P
A1x3	4:1	1 OF 2	1 OF 1	R	10	-

DRAWING NUMBER: 12162266

SIZE	SCALE	FRAME NO	SHEET NO	STG	REV	N/P
A1x3	4:1	2 OF 2	1 OF 1	R	10	-

1S1e55e