

# Series 18X Hi-Amp Circuit Breaker

## Auto, Manual & Switchable Reset Circuit Breakers

### Specifications

#### Single Pole Thermal Type Breakers

**Applications:** Typically used in auxiliary and accessory circuits in truck, bus', RVs and marine systems. Others include battery chargers and DC audio systems. Series 181, 184 & 185 are sealed for engine compartment and bilge area applications.

**Rating:** 25-150A, 30Vdc; 48Vdc (Series 184 & 185)

**Interrupt Rating:** 3000A @ 30Vdc

**Operating Temperature Rating:** -25°F (-32°C) to 180°F (82°C)

**Storage Temperature Rating:** -30°F (-34°C) to 300°F (149°C)

**Materials:** Black UL-rated 94V0 thermoset plastic. Thermoplastic elastomer stud insulators are provided on covered units with F-style (surface-mount) bases

**Marking:** Standard marking includes amp ratings and part numbers. Custom markings also available.

**Termination:** 1/4-28 threaded studs

**Torque Rating:** 50 in-lbs (5.6N•m) max

**Mounting Torque Rating:** Panel or surface-mount options; 50 in-lbs (5.6N•m) max. Threaded insert option has a max torque of 25 in-lbs (2.8N•m).

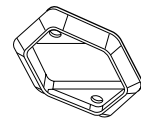
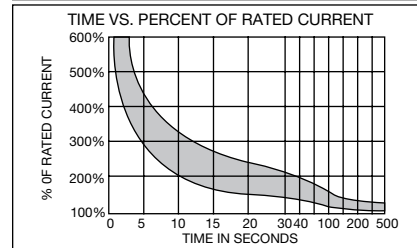
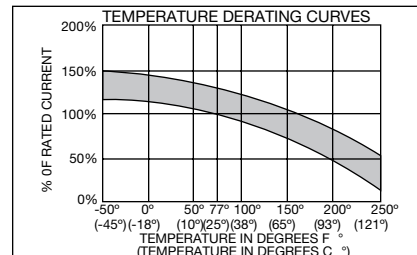
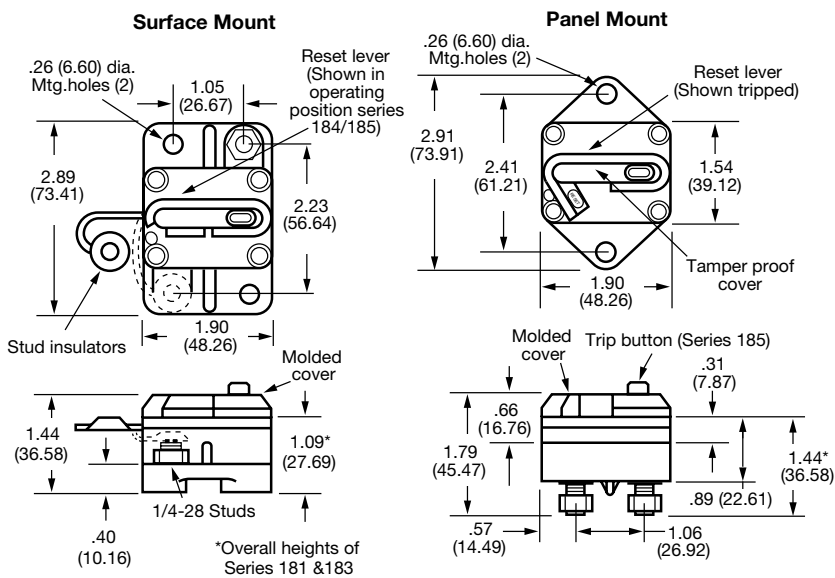
**Ingress Protection Rating:** IP67

**Features / Options:** Series 184 & 185 have a unique reset mechanism which provides visual indication of tripped condition. Series 185 also features a push-to-trip option

**Compliances:** SAE J1625; ABYC E-11; CE; SAE J1171 (ignition protected)



### Dimensions - in(mm) (Dims. shown are for reference only. Consult factory for latest prints)



Flange mount gasket for thru-wall applications (option 07)

### Part Numbering System

Series	Rating	Mounting	Terminal Hdwr.	Marking
1 8		-		
181 - Type I, 30V	025 - 25 amps	F - Surface Mount	00 - Ship w/o nuts	0 - Blank cover
183 - Type I*, 30V	030 - 30 amps	P - Panel Mount	01 - Sems nuts installed	1 - Standard Marking; Part Number,
184 - Type III, 42V	035 - 35 amps		02 - Sems nuts shipped bulk	Amp Rating
185 - Type III-PTT, 42V	040 - 40 amps		03 - Stainless Steel Std. nuts & washers installed	181, 184, 185 Series - Top Surface
	050 - 50 amps		04 - Stainless Steel Std. nuts & washers shipped bulk	183 Series - Side Surface
	060 - 60 amps		07 - Flange gasket & Sems nuts installed (Panel Mount Only)	S - Standard Ignition Protected Marking
	070 - 70 amps		08 - Threaded insert and Sems nuts installed	(Consult factory for special markings.)
	080 - 80 amps		12 - Stainless steel nuts and lockwashers installed	
	090 - 90 amps		13 - Stainless steel Sems nut installed	
*183 Available in Panel Mount Only (Coverless)	100 - 100 amps			
	110 - 110 amps			
	120 - 120 amps			
	135 - 135 amps			
	150 - 150 amps			

Uncontrolled Document  
Last Revision: 01.31.20