



Mechanical Products Company

SERIES 17

RAISING THE BAR
MP - COUNT ON IT

High Amperage 20 to 300 AMP

Type I & III Vehicle Protection

IP67 Waterproof

SAE & ABYC Compliant

Ignition-Protected

LED TripID™ Option



SUPERIOR CIRCUIT PROTECTION

www.mechprod.com

Series 17 Overview

48 VDC maximum for 20 - 150 Amp
30 VDC maximum for 175 - 200 Amp

- Standard Terminations (S0 and P0)
- Heavy Duty terminations 3/8" studs (S2 and P2)
- Easy Access Terminations (S1, S3, P1)
- Compact Base for Surface Mount (S8)

- Auto, manual, or switching option
- Visible trip indication
- Waterproof
- Ignition-protected
- Trip-free operation
- Improved Robust Design
- Available with 1/4" and 3/8" Stainless
- Steel Terminal Studs and Sems Nuts

Series 17 Specifications

Standard Amp Ratings	20, 25, 30, 35, 40, 50, 60, 70, 80, 90, 100, 110, 120, 135, 150, 175, 200, 225, 250, 275, and 300 Amps
Maximum Voltage Ratings	Type III: 48 VDC (20 -150A); 30 VDC (175 - 200A); 14VDC (225 - 250A) Type I: 30 VDC auto-reset (20 - 200A); 14VDC (225 - 300A)
Ultimate Trip	Must Hold 100% at 25°C/77°F Must Trip at 135% within 1 hour.
Dielectric Strength	1,500VAC Minimum
Interrupt Capacity (20 - 150A)	3,000A @ 14VDC (Type III) 1,500A @ 48VDC (Type III) 3,000A @ 30VDC (Type I)
Interrupt Capacity (175 - 200A)	2,500A @ 14VDC (Type III) 1,500A @ 30VDC (Type I and Type III)
Interrupt Capacity (225 - 300A)	2,500A, 14VDC per SAE J1625 (Type I) 225A, 250A, 275A, 300A 1,500A, 14VDC per SAE J1625 (Type III manual reset) 225A & 250A 1,500A, 14VDC ABYC Main Rated (Type III manual reset) 225A & 250A
Endurance (20 - 150A)	14VDC @ 100 cycles, 6X rating (Type I & Type III) 28VDC @ 100 cycles, 2X rating (Type III) 30VDC @ 100 cycles, 2X rating (Type I) 48VDC @ 50 cycles, 1.5X rating (Type III)
Endurance (175 - 200A)	14VDC @ 100 cycles, 6X rating (Type I, Type III 175A) 14VDC @ 50 cycles, 4X rating (Type III 200A) 28VDC @ 50 cycles, 2X rating (Type III) 30VDC @ 100 cycles, 2X rating (Type I)
Endurance (225 - 300A)	500 cycles, 200% 14VDC per SAE J1625 (Type I) 225A, 250A, 275A, 300A 50 cycles, 200% 14VDC per UL1077/SAE J1625 (Type III manual reset) 225A & 250A
Operating Temperature Range	-40°C/-40°F to 85°C/185°F
Weight	Panel Mount: 3.1 oz. (88 gm.) Surface Mount: 4.0 oz. (114 gm.)
Ignition Protected	Compliant to SAE J1171
Ingress Protection	IP67 dust and waterproof rated - protection against immersion up to 1 meter of water for 30 minutes.
Corrosion	Conforms to Mil-STD-202, Method 101, Test Condition A, for 96 hours under a 5% salt Spray.
Humidity	Conforms to Mil-STD-202, Method 106, for 240 hours at 95% RH.
Shock	Rated to withstand 100g per Mil-STD-202, Method 213, Test Condition A.
Vibration	Rated to withstand 10g per Mil-STD-204, Test Condition A.
Regulatory Compliance Summary	Interrupt Capacity: SAE J1625, ABYC-E11, UL1077* Ignition Protected: SAE J1171 Endurance: SAE J1625 Dielectric Strength: UL1077* Shock, Vibration, Corrosion, Humidity: Mil-STD-202 Dust and Waterproof: IP67

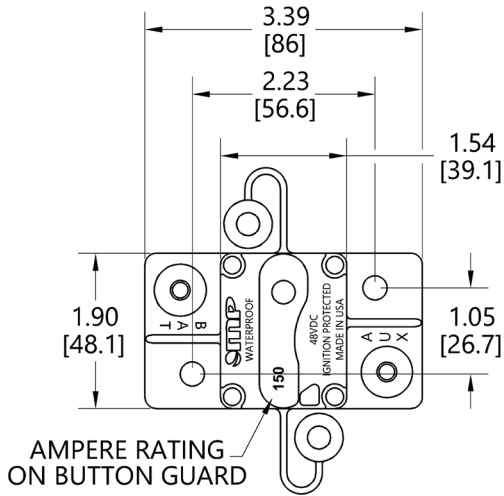
*tested per UL1077 methods



Series 17 Physical Configuration

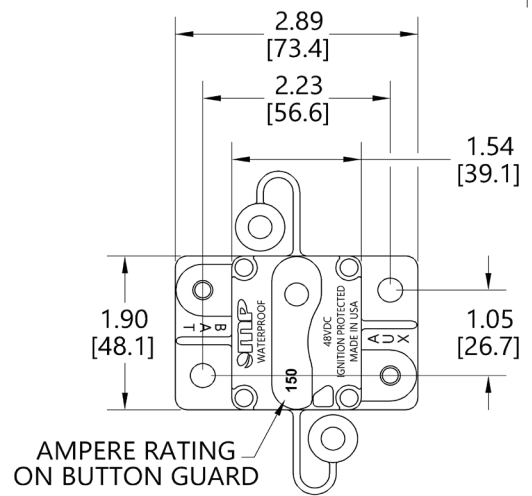
S0 / S2

Standard Surface Mount
1/4"-28 or 3/8"-16 Stud Terminals

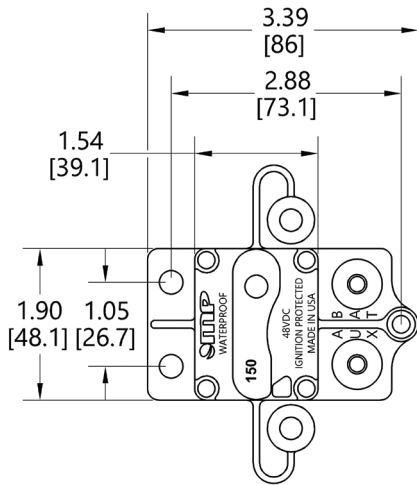


S8

Compact Surface Mount
1/4"-28 Stud Terminals

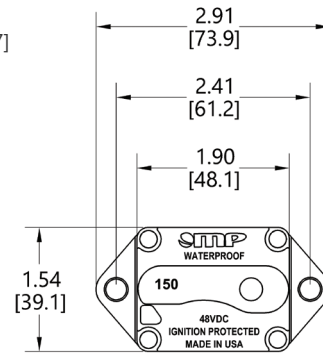


S1 / S3 Easy Access Side by Side Surface Mount
1/4"-28 or 3/8"-16 Stud Terminals



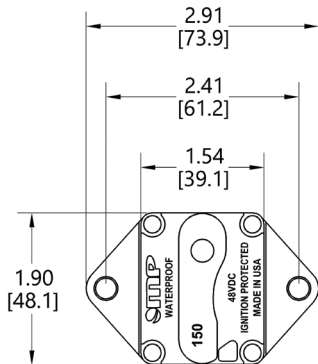
P1 Easy Access 90° Panel Mount
1/4"-28 Stud Terminals

Mounting ear thickness .31 [7.87]

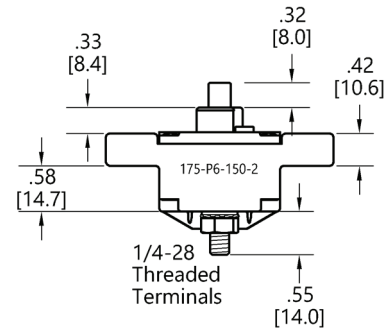


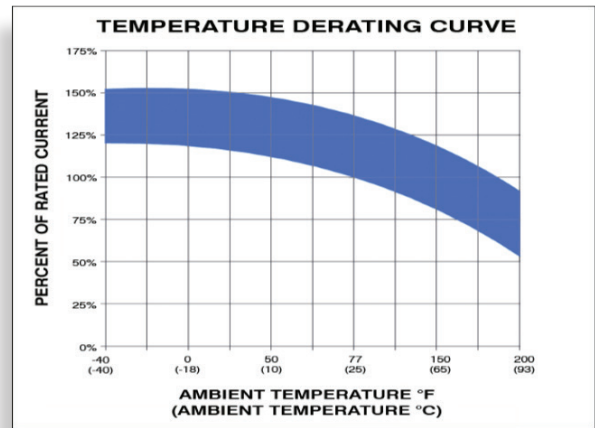
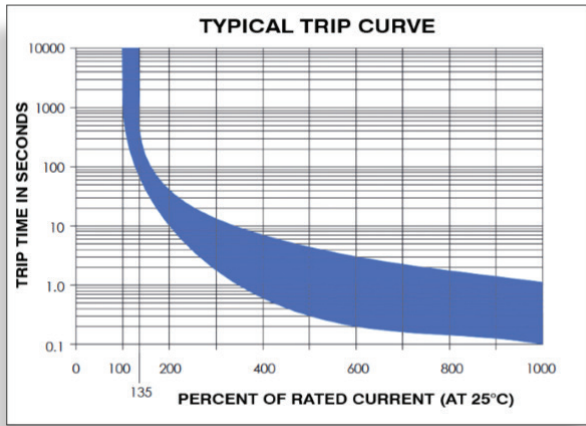
P0 / P2 / P6 Standard Panel Mount
1/4"-28 or 3/8"-16 Stud Terminals

P0 & P2
Mounting ear thickness .31 [7.87]



P6 For Rear Terminal Bussing
1/4"-28 Stud Terminals only





Typical Overload Trip Time Data (in seconds)

Current Rating	200%	400%	600%	800 %	1000%
20-300 Amps	10-40	0.6-7.0	0.2-3.0	0.15- 2.0	0.09-1.2

Typical Ambient Temperature Correction Factor

Current Rating	°F	-40	0	50	77	150	200
	°C	-40	-18	10	25	65	93
20-300 Amps		0.80	0.84	0.87	1.00	1.22	1.47



175-S8-060-2

Series 17 Typical High Amp Applications

Main or supplementary circuit protection in industrial/commercial vehicles:

- Agricultural
- Construction
- Marine
- Trucks
- Buses
- Emergency Vehicles
- Automotive Lifts
- Battery Chargers
- Recreational Vehicles

Protect:

- Wiring
- Lighting
- Components
- Batteries
- Motors
- Pumps
- Alternators
- Air Compressors
- Inverters
- Converters
- Generators
- and more

To visit the MP website:



Series 17 Part Numbering Guide up to 200A

P/N: 1 7 - - -

Series Number

17 = Series Circuit Protector

Vehicle Protection

- 1 = Type I Auto Reset
- 4 = Type III Manual Reset
- 5 = Type III Manual Push To Trip Reset
- 6 = Type III Manual Push to Trip w/ red recessed button
- 7 = Type III Manual Push to Trip w/ button guard

Special Options

- Blank = None
- L = 17LED-R Assembled (S0, S1, S2 & S3 Models Only)
- R = Long Red Button (Long Blue is Std)

Hardware

- 0 = No Hardware
- 1 = Stainless Steel Sems Nuts (Bulk)
- 2 = Stainless Steel Sems Nuts (Installed)

Amp Rating

020 - 200 = 20 to 200A
****225-300A see back page**

Mounting Options / Configurations

Surface Mount

- S0 = Standard Surface Mount with 1/4"-28 Stud Terminals
- S1 = Side By Side Surface Mount with 1/4"-28 Stud Terminals
- S2 = Standard Surface Mount with 3/8"-16 Stud Terminals
- S3 = Side By Side Surface Mount with 3/8"-16 Stud Terminals
- S8 = Compact Surface Mount with 1/4"-28 Stud Terminals (20-200A only)

Panel Mount

- P0 = Standard Panel Mount with 1/4"-28 x 0.55" Stud Terminals
- P1 = 90° Panel Mount with 1/4"-28 x 0.55" Stud Terminals
- P2 = Standard Panel Mount with 3/8"-16 x 0.76" Stud Terminals
- P6 = Standard Panel Mount 1/4"-28x 0.55" stud terminals with 0.42" [10.6mm] mounting ears for rear mount bussing



175-S3-200-2



177-S0-150-2R



MP P/N: 5002-413-1
Panel Mount Gasket / Trim Bezel (Sold separately)



For 3D CAD:
www.mechprod.com/3d-models-catalog

1112 N. Garfield St. Lombard, IL 60148 helpme@mechprod.com
 phone 630 | 953 | 4100 fax 630 | 953 | 4110 www.mechprod.com

WARNING: Cancer & Reproductive Harm
www.p65warnings.ca.gov/

Specifications subject to change

QC-4000-F

Series 17 Part Numbering Guide 225-300A

P/N: 1 7 - - -

Series Number

17 = Series Circuit Protector

Vehicle Protection

- 1 = Type I Auto Reset (225 - 300A)
- 4 = Type III Manual Reset (225 - 250A)
- 5 = Type III Panel Mount Push To Trip Reset (225A - 250A)

****275A and 300A only available in Type I Auto Reset**

Special Options

- Blank = None
- L = 17LED-R Assembled (Surface Mount Models Only)
- R = Long Red Button (Long Blue is Std)

Hardware

- 0 = No Hardware
- 1 = Stainless Steel Sems Nuts (Bulk)
- 2 = Stainless Steel Sems Nuts (Installed)

Amp Rating

225, 250, 275, 300 = 225 to 300A only

Mounting Options / Configurations

Surface Mount

- S2 = Standard Surface Mount with 3/8"-16 Stud Terminals
- S3 = Side By Side Surface Mount with 3/8"-16 Stud Terminals

Panel Mount

P2 = Standard Panel Mount with 3/8"-16 x 0.76" Stud Terminals



171-S2-300-2



174-P2-250-2



Series 17 225 - 300A Features

Rated for applications using 12VDC systems (14Vdc max)

3/8" Battery Lug for wire size of 4/0 minimum recommended



For 3D CAD:
www.mechprod.com/3d-models-catalog

1112 N. Garfield St. Lombard, IL 60148 helpme@mechprod.com
 phone 630 | 953 | 4100 fax 630 | 953 | 4110 www.mechprod.com

WARNING: Cancer & Reproductive Harm
www.p65warnings.ca.gov/

Specifications subject to change

QC-4000-F