REVISIONS					
REV	ECO	DESCRIPTION	DATE	BY	APPR
A3		RELEASE NEW DWG FORMAT	06/07/13	DRP	
A4		UPDATED VIEWS FOR NA MOLDS	06MAR2025	JHEAD	TZ
A5	-	ADDED IP RATING IP69K & FLAMMABILITY	10OCT2025	JHEAD	DH

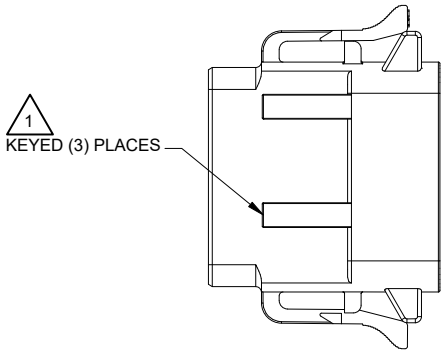

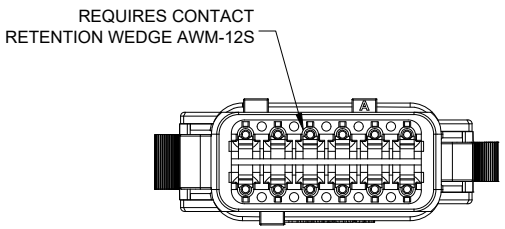

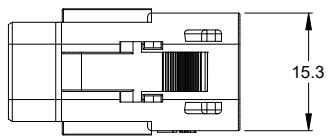

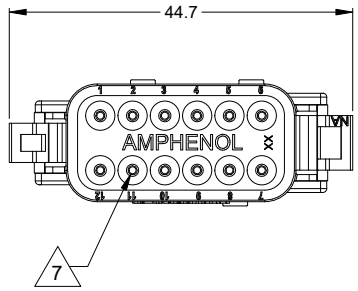

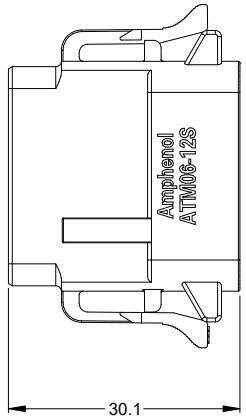

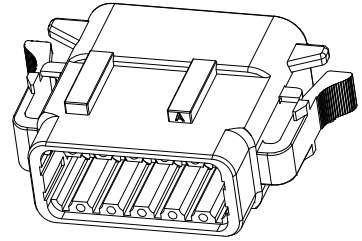

NOTES: UNLESS OTHERWISE SPECIFIED

1. SEE SHEET 2 FOR KEY ARRANGEMENTS AND COLORS.

2. MATERIAL:
   HOUSING: THERMOPLASTIC
   SEAL: SILICONE RUBBER

3. MODIFICATIONS: N/A

4. SPECIFICATIONS:
   4.1 CURRENT RATING: 7.5 AMPS
   4.2 OPERATING TEMPERATURE: -55°C TO +125°C
   4.3 DIELECTRIC WITHSTANDING VOLTAGE: LESS THAN 2 MILLIAMPS CURRENT LEAKAGE @ 1500 VOLTS AC.
   4.4 INSULATION RESISTANCE: 1000 MEGOHMS MIN @ 25°C.
   4.5 MOISTURE RESISTANCE:
   IP68 (1M OF WATER FOR A PERIOD OF 24 HOURS, MATED CONDITION)
   IP69K (MATED CONDITION)
   4.6 MATING CYCLE DURABILITY: 100 CYCLES
   4.7 RoHS COMPLIANT
   4.8 FLAMMABILITY RATING: UL94-V0

5. MATING PART: ATM04-12PX* RECEPTACLE.
   (X = A,B,C,D KEYS; * = MODIFICATIONS AND COLORS)

6. ALL DIMENSIONS ARE FOR REFERENCE USE ONLY.

7. CONTACT SIZE AND REAR SEAL WIRE RANGE:

CONTACT SIZE	MIN. INSUL O.D.	MAX. INSUL O.D.	TYPICAL WIRE RANGE
20	1.35 mm (.053 in)	3.05 mm (.120 in)	16 - 22 AWG

	SEE SHEET 2		
	PART NUMBER	DESCRIPTION	ITEM
QUANTITY	MATERIALS LIST		

UNLESS OTHERWISE SPECIFIED
1) All dimensions are in metric(mm).
2) Tolerances are as follows:
1 PL DEC ±0.30 | Fractions ±1/64
2 PL DEC ±0.15 | Angles ±1°
3 PL DEC ±0.08
3) Note reference = 7

MATERIAL SPECIFICATIONS:

PROCESS SPECIFICATIONS:

NEXT ASS'Y:

SIGNATURES		DATE
DRAWN:	D.PARKS	18/JUN/13
CHECKED:		
ENGINEER:		
APPROVAL:		
CUSTOMER:		

THIS DRAWING IS SUPPLIED FOR INFORMATION ONLY. DESIGN FEATURES, SPECIFICATIONS AND PERFORMANCE DATA SHOWN HEREON ARE THE PROPERTY OF THE AMPHENOL CORPORATION. NO RIGHTS OF REPRODUCTION ARE IMPLIED. ALL DIMENSIONS ARE SUBJECT TO NORMAL MANUFACTURING VARIATIONS.

Amphenol
Sine Systems - www.amphenol-sine.com
44724 Morley Drive
Clinton Township, MI 48036

PLUG, KEYED, 12 SOCKET, ATM SERIES

SIZE	TYPE	DWG NO:	REVISION
B	C-	ATM06-12SX-XXX	A5

SCALE NONE | SHEET 1 OF 2

TITLE: PLUG, KEYED, 12 SOCKET, ATM SERIES
DWG NO: ATM06-12SX-XXX
REV: A5
SH: 1
OF: 2

REVISIONS				
REV	ECO	DESCRIPTION	DATE	BY	APPR

P/N ATM06-12SA
KEY-A CONFIGURATION
STANDARD COLOR: GREY

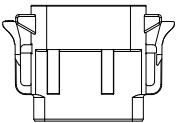

KEY-A CONFIGURATION	
COLOR	PART NUMBER
★ **GREY**	**ATM06-12SA**
BLACK	ATM06-12SA-BLK
GREEN	ATM06-12SA-GRN
BROWN	ATM06-12SA-BRN

P/N ATM06-12SB
KEY-B CONFIGURATION
STANDARD COLOR: BLACK

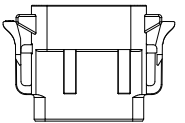

KEY-B CONFIGURATION	
COLOR	PART NUMBER
GREY	ATM06-12SB-GRY
★ **BLACK**	**ATM06-12SB**
GREEN	ATM06-12SB-GRN
BROWN	ATM06-12SB-BRN

P/N ATM06-12SC
KEY-C CONFIGURATION
STANDARD COLOR: GREEN

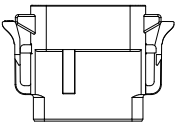

KEY-C CONFIGURATION	
COLOR	PART NUMBER
GREY	ATM06-12SC-GRY
BLACK	ATM06-12SC-BLK
★ **GREEN**	**ATM06-12SC**
BROWN	ATM06-12SC-BRN

P/N ATM06-12SD
KEY-D CONFIGURATION
STANDARD COLOR: BROWN

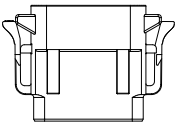

KEY-D CONFIGURATION	
COLOR	PART NUMBER
GREY	ATM06-12SD-GRY
BLACK	ATM06-12SD-BLK
GREEN	ATM06-12SD-GRN
★ **BROWN**	**ATM06-12SD**

NOTE:

AN ASTERISKS (*) PLACED BEFORE THE COLOR DENOTES THE STANDARD MOLDED COLOR OF THE CONNECTORS SHOWN ABOVE.

OTHER COLORS SHOWN ARE AVAILABLE VIA SPECIAL ORDER.

PART NUMBER	DESCRIPTION	ITEM
QUANTITY	MATERIALS LIST	

UNLESS OTHERWISE SPECIFIED:
1) All dimensions are in inch(es/mm).
2) Tolerances are as follows:
2 PL DEC ±0.02 Fractions ±1/64
3 PL DEC ±0.010 Angles ±1°
4 PL DEC ±0.008
3) Note reference = ⚠

MATERIAL SPECIFICATIONS:

PROCESS SPECIFICATIONS:

NEXT ASSY:

SIGNATURES	DATE
DRAWN: D.PARKS	18JUN15
CHECKED:	
ENGINEER:	
APPROVAL:	
CUSTOMER:	

THIS DRAWING IS SUPPLIED FOR INFORMATIONAL PURPOSES ONLY. FEATURES, SPECIFICATIONS AND PERFORMANCE DATA SHOWN HEREON ARE THE PROPERTY OF AMPHENOL AND SUBSIDIARIES. ALL RIGHTS OF REPRODUCTION ARE EMPLIED. ALL DIMENSIONS ARE SUBJECT TO NORMAL MANUFACTURING VARIATIONS.

Amphenol

Sine Systems - www.amphenol-sine.com
44724 Motley Drive
Clinton Township, MI 48036

PLUG, KEYED, 12 SOCKET, ATM SERIES

SIZE	TYPE	DWG NO	REVISION
B	C-	ATM06-12SX-XXX	A5
CAGE CODE: NONE		SHEET 2 OF 2	

TITLE	PLUG, KEYED, 12 SOCKET, ATM SERIES
DWG NO	ATM06-12SX-XXX
REV	A5
SHT	2
OF	2

ATM, DuraMate™ and PanelMate™ Series

Size 20 Contact & Tooling Options

Contacts - Machined

Part Number	Type	Style	Contact Size	Amp	Wire Range (AWG)	Wire Range (mm^2)	Insulation OD (mm)	Plating	Reel Size	Packaging
AT60-010-20141	Pin	Machined	Size 20	7.5A	16-18AWG	-	-	Nickel-Plated	-	-
AT60-010-2031	Pin	Machined	Size 20	7.5A	16-18AWG	-	-	Gold-Plated	-	-
AT60-202-20NKIT	Pin	Machined	Size 20	7.5A	18-22AWG	-	-	Nickel-Plated	-	-
AT60-202-20141	Pin	Machined	Size 20	7.5A	20-22AWG	-	-	Nickel-Plated	-	-
AT60-202-2031	Pin	Machined	Size 20	7.5A	20-22AWG	-	-	Gold-Plated	-	-
AT60-202-2031-22	Pin	Machined	Size 20	5A	22-26AWG	-	-	Gold-Plated	-	-
AT60-202-20141-22	Pin	Machined	Size 20	5A	22-26AWG	-	-	Nickel-Plated	-	-
AT62-005-20141	Socket	Machined	Size 20	7.5A	16-18AWG	-	-	Nickel-Plated	-	-
AT62-005-2031	Socket	Machined	Size 20	7.5A	16-18AWG	-	-	Gold-Plated	-	-
AT62-201-20NKIT	Socket	Machined	Size 20	7.5A	20-22AWG	-	-	Nickel-Plated	-	-
AT62-201-20141	Socket	Machined	Size 20	7.5A	20-22AWG	-	-	Nickel-Plated	-	-
AT62-201-2031	Socket	Machined	Size 20	7.5A	20-22AWG	-	-	Gold-Plated	-	-
AT62-20-0422	Socket	Machined	Size 20	7.5A	20-22AWG	-	-	Nickel-Plated	-	-
AT62-20-0444	Socket	Machined	Size 20	7.5A	20-22AWG	-	-	Gold-Plated	-	-
AT62-201-2031-22	Socket	Machined	Size 20	5A	22-26AWG	-	-	Gold-Plated	-	-
AT62-201-20141-22	Socket	Machined	Size 20	5A	22-26AWG	-	-	Nickel-Plated	-	-
Contacts - Stamped & Formed										
AT60-20-0122	Pin	S&F	Size 20	7.5A	16-22AWG	1.5-0.35mm²	1.91 - 3.15mm	Nickel-Plated	-	-
AT60-20-0122-LP	Pin	S&F	Size 20	7.5A	16-22AWG	1.5-0.35mm²	1.91 - 3.15mm	Nickel-Plated	-	Loose Piece
AT60-20-0144	Pin	S&F	Size 20	7.5A	16-22AWG	1.5-0.35mm²	1.91 - 3.15mm	Gold-Plated	-	-
AT60-20-0144-LP	Pin	S&F	Size 20	7.5A	16-22AWG	1.5-0.35mm²	1.91 - 3.15mm	Gold-Plated	-	Loose Piece
AT60-20-0222	Pin	S&F	Size 20	7.5A	16-22AWG	1.5-0.35mm²	1.30 - 2.16mm	Nickel-Plated	-	-
AT60-20-0244	Pin	S&F	Size 20	7.5A	16-22AWG	1.5-0.35mm²	1.30 - 2.16mm	Gold-Plated	-	-
AT60-20-0277	Pin	S&F	Size 20	7.5A	16-22AWG	1.5-0.35mm²	1.30 - 2.16mm	Tin-Plated	-	-
AT60-20-0422	Pin	S&F	Size 20	7.5A	20-22AWG	0.5-0.35mm²	1.25 - 1.8mm	Nickel-Plated	-	-
AT60-20-0444	Pin	S&F	Size 20	7.5A	20-22AWG	0.5-0.35mm²	1.25 - 1.8mm	Gold-Plated	-	-
AT60-20-0477	Pin	S&F	Size 20	7.5A	20-22AWG	0.5-0.35mm²	1.25 - 1.8mm	Tin-Plated	-	-
AT62-20-0122	Socket	S&F	Size 20	7.5A	16-22AWG	1.5-0.35mm²	1.91 - 3.15mm	Nickel-Plated	-	-
AT62-20-0122-LP	Socket	S&F	Size 20	7.5A	16-22AWG	1.5-0.35mm²	1.91 - 3.15mm	Nickel-Plated	-	Loose Piece
AT62-20-0144	Socket	S&F	Size 20	7.5A	16-22AWG	1.5-0.35mm²	1.91 - 3.15mm	Gold-Plated	-	-
AT62-20-0144-LP	Socket	S&F	Size 20	7.5A	16-22AWG	1.5-0.35mm²	1.91 - 3.15mm	Gold-Plated	-	Loose Piece
AT62-20-0222	Socket	S&F	Size 20	7.5A	16-22AWG	1.5-0.35mm²	1.30 - 2.16mm	Nickel-Plated	-	-
AT62-20-0244	Socket	S&F	Size 20	7.5A	16-22AWG	1.5-0.35mm²	1.30 - 2.16mm	Gold-Plated	-	-
AT62-20-0277	Socket	S&F	Size 20	7.5A	16-22AWG	1.5-0.35mm²	1.30 - 2.16mm	Tin-Plated	-	-
AT62-20-0422	Socket	S&F	Size 20	7.5A	20-22AWG	0.5-0.35mm²	1.25 - 1.8mm	Nickel-Plated	-	-
AT62-20-0444	Socket	S&F	Size 20	7.5A	20-22AWG	0.5-0.35mm²	1.25 - 1.8mm	Gold-Plated	-	-
AT62-20-0477	Socket	S&F	Size 20	7.5A	20-22AWG	0.5-0.35mm²	1.25 - 1.8mm	Tin-Plated	-	-

ATM, DuraMate™ and PanelMate™ Series

Size 20 Contact & Tooling Options, cont.

Tooling

Part Number	Tool Name	Style	Contact Size	Wire Range (AWG)	Material	Color
AUTK-20	Hand Crimp Tool	Machined	Size 20	12-26AWG	-	-
AUTK-100	Universal Heavy Duty Contact Crimping Tool Kit	Machined	Size 12/16/20	12-26AWG	-	-
CA-5D12	Universal Hand Crimp Tool	Machined	Size 12/16/20	12-26AWG	-	-
CA-5E12	Pneumatic Crimp Tool	Machined	Size 12/16/20	12-26AWG	-	-
MFX-3974-G or K	Crimp Die Press Applicator	S&F	Size 20	20AWG	-	-
MFX-3976-G or K	Crimp Die Press Applicator	S&F	Size 20	20-22AWG	-	-
MFX-3978-G or K	Crimp Die Press Applicator	S&F	Size 20	20-22AWG	-	-
ATT-20-00	Hand Crimp Tool	S&F	Size 20	16-20AWG	-	-
ATRT-100	Contact and Wedgelock Extraction Tool	Universal	Universal	-	Steel	Silver
AT11-240-2005	Contact Extraction Tool	Universal	Size 20	-	Plastic	Red
AT13-204-2005	Seal Plug	Universal	Size 20	-	Thermoplastic	White
AT13-204-2005-SR	Seal Plug	Universal	Size 20	n/a	Thermoplastic	Black
ATM13-217-2005	Locking Seal Plug	Universal	Size 20	-	Thermoplastic	Grey
ATM13-217-2005-SR	Locking Seal Plug	Universal	Size 20	-	Thermoplastic	Blue