SYMBOL DEFINITION		MISSING SYMBOLS
A DIMENSION WITHOUT AN INSPECTION REPORT SYMBOL (□) DOES NOT REQUIRE INSPECTION. IT MAY BE CONTROLLED ON THE INDIVIDUAL COMPONENT DRAWING.	TOTAL NO OF INSPECTIONS REQUIRED: 22	NO MISSING SYMBOL NUMBER
	LAST NO. USED: 22	

CHG STATUS DATE	STA	REV	N/P	CHG	ZONE	REVISION HISTORY	AUTH	DR	APVD 1	APVD 2
12MR02	R	05	-	-		CLEARED REVISION COLUMN ALL PARTS - REDRAWN TO NEW FORMAT & ADDED TPA COLUMN	222112	MD	MD	CD
28JN02	R	05	-	-		UPDATED PDM ATTRIBUTES	227240	HM	HM	CD
30APO3	-	06	-	-	-	15465944 THRU 15465947 - RELEASED	239314	JS	JS	CD
02DEC03	R	07	-	-		15479300 - RELEASED	246054	EES	EES	MJC
03DEC03	R	08	-	-		ALL PARTS EXCEPT 15479300 - UPDATED WITH CURRENT CONNECTOR REVISIONS	246605	EES	EES	MJC
02NO03	R	09	-	-		ALL PARTS - REVISED NOTE #2	248358	MAC	MAC	MC
12JA04	R	10	-	-		15479300 - 15398785 TPA KVS 1545817051 ALL PARTS - ADDED 15317832 CPA	250447	TLD	TLD	MJC
10AU04	R	11	-	-		15465947, 15465945 - OBSOLETE	257407	KDK	KDK	MC
07SE04	R	12	-	-		15465945 - REINSTATED	258738	EES	EES	MC
28JN05	R	13	-	-		15307777 - RELEASED	264987	KJ	KJ	PWR
06SE05	R	14	-	-		15307777 - UPDATED PDM ATTRIBUTES	271983	JBD	AUG	PWR
11NO05	R	15	-	-		15486638 - RELEASED	274593	JTV	AUG	JDS
08DE05	R	16	-	-		ALL PARTS - ADDED CAVITY PLUG NOTE; 15486638 - UPDATED WITH CURRENT CONNECTOR REVISIONS; RELEASED 15345280, 15345282, AND 15344613	273937	MM	MM	LN
19MY06	R	17	-	-		15307777 - UPDATED PDM ATTRIBUTES	280784	JBD	AUG	EJK
20JL06	R	18	-	-		15486638 - REVISED CALLOUT	282885	JTZ	KV	JDS
04APO7	R	19	-	-		15326984, 15326986, 15326989, 15326842 & 15326835 - UPDATED PDM ATTRIBUTES	401054	BLB	AW	PYP
29MY07	R	20	-	-		ALL PARTS - ADDED COLUMNS (CONNECTOR COLOR & REPLACED BY); 15326873, 15326842, 15326849 & 15326863 - RESTRICTED	401553	EDS	AUG	PYP

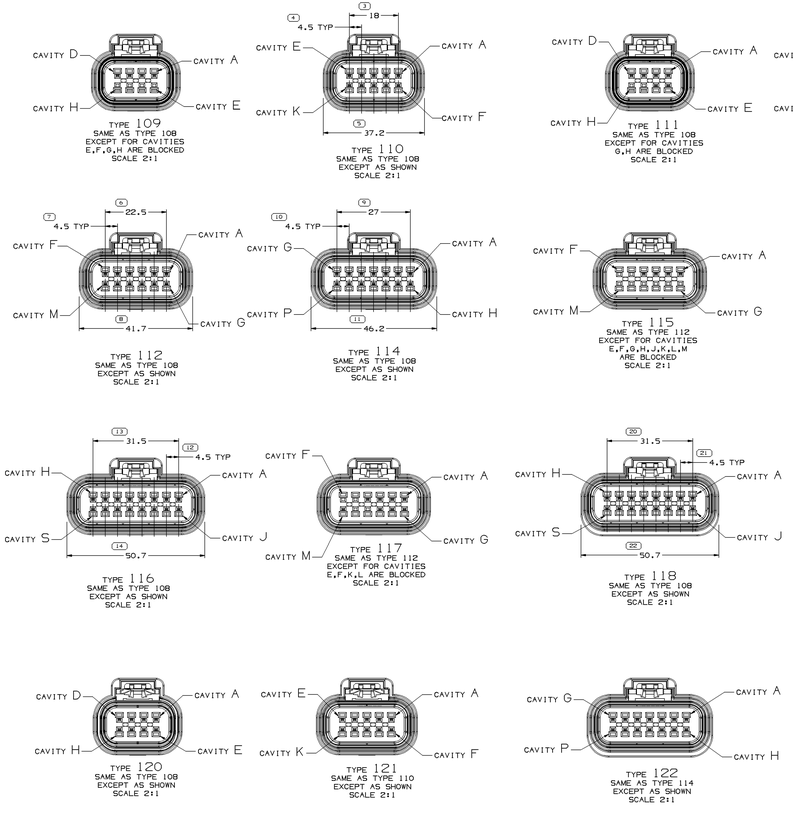

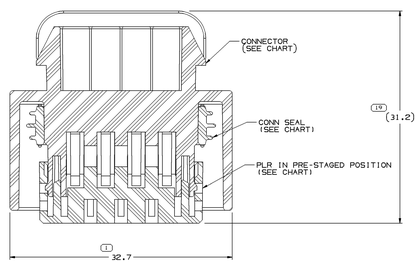

SECTION A-A

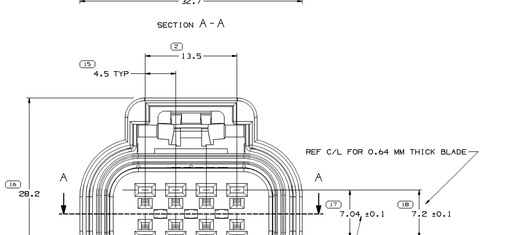

TYPE 108

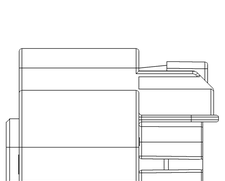

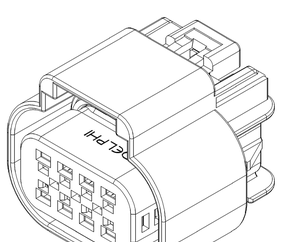

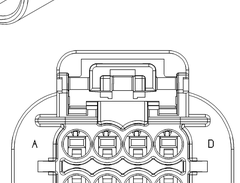

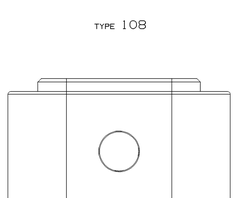

NOTES

1. UNLESS OTHERWISE SPECIFIED AND/OR INDICATED:

   DIMENSIONS ARE TO FACE OF VIEW SHOWN AND AUTOMATICALLY ROUNDED BY COMPUTER FOR INSPECTION (SEE MATH MODEL FOR PRECISE DIMENSIONS). FOR ALL OTHER DIMENSIONS NOT SHOWN BUT REQUIRED FOR TOOL BUILD, SEE MATH MODEL FOR PRECISE TOOL PATH DATA.

2. THIS PART ACCEPTS THE FOLLOWING COMPONENTS OR EQUIVALENT:
   TERMINAL 12191818
   CPA 15317832
   CABLE SEAL 15366021
   CAVITY PLUG 15305171
   TPA-SEE CHART

   THIS CONNECTION MEETS OR EXCEEDS SAE/ USCAR-2 AUGUST 1997, SECTION 5.3.1.2, TERMINAL DISENGAGE CRITERIA WITH THE APPLICATION OF A TERMINAL POSITION ASSURANCE (TPA) SECONDARY LOCK. (SEE CHART BELOW FOR APPROPRIATE TPA).

3. PLASTIC MATING ASSEMBLIES:

   SEE CHART

15446615	01	AA	-	122	15446614	PBT GF20	BLK	15326859	15326858	15326861	15430904	15330048	-
15452282	01	AA	-	121	15452281	PBT GF20	BLK	15326845	15326844	15326847	15418228	15330045	-
15452280	01	AA	-	120	15452279	PBT GF20	BLK	15326838	15326837	15326840	15418415	15330044	-
15486638	02	AB	-	119	15486635	PBT GF20	BLK	15326838 / 10406216	15326837 / 10406217	15326840 / 10406221	15418415	15330044	-
15307777	01	AC	-	112	15305636	PBT GF20	BLK	15326852	15326851	15326854	15430903	15330047	-
15479300	01	AD	-	118	15479299	PBT GF20	BLK	15326866 / 10406241	15326865 / 10406242	15326868 / 10406247	15398785	15440049	-
15465947	02	AC	OBSOLETE	117	15465025	PA6-GB20 GF10	BLK	15326852 / 10406228	15326851 / 10406229	15326854 / 10406233	15430903	15330047	-
15465946	02	AD	-	115	15465024	PA6-GB20 GF10	BLK	15326852 / 10406228	15326851 / 10406229	15326854 / 10406233	15430903	15330047	-
15465945	02	AF	-	111	15465021	PA6-GB20 GF10	BLK	15326838 / 10406216	15326837 / 10406217	15326840 / 10406221	15418415	15330044	-
15465944	02	AD	-	109	15465020	PA6-GB20 GF10	BLK	15326838 / 10406216	15326837 / 10406217	15326840 / 10406221	15418415	15330044	-
15326863 / 10406245	03	AE	RESTRICTED	116	15326862 / 10406244	PA6-GB20 GF10	BLK	15326866 / 10406241	15326865 / 10406242	15326868 / 10406247	15398785	15330049	15479300
15326856 / 10406238	03	AE	-	114	15326855 / 10406237	PA6-GB20 GF10	BLK	15326859 / 10406234	15326858 / 10406235	15326861 / 10406240	15430904	15330048	-
15326849 / 10406231	02	AE	RESTRICTED	112	15326848 / 10406230	PA6-GB20 GF10	BLK	15326852 / 10406228	15326851 / 10406229	15326854 / 10406233	15430903	15330047	15307777
15326842 / 10406225	02	AE	RESTRICTED	110	15326841 / 10406224	PA6-GB20 GF10	BLK	15326845 / 10406222	15326844 / 10406223	15326847 / 10406227	15418228	15330045	15345282
15326835 / 10406219	02	AE	RESTRICTED	108	15326834 / 10406218	PA6-GB20 GF10	BLK	15326838 / 10406216	15326837 / 10406217	15326840 / 10406221	15418415	15330044	15345280
PART NO	REV	N/P	STATUS	TYPE	CONNECTOR	MATERIAL RECYCLING CODE	CONNECTOR COLOR	CONNECTOR SEAL	PLR	MATING CONNECTOR ASSEMBLY	MATING TPA	CONFIG REQ INFORMATION	REPLACED BY

DRAWING NUMBER 15326973
SIZE A1x3 | SCALE 5:1 | SHEET 2 OF 2 | PAGE 1 OF 1 | REV R | NEXT 20 | SKIP -

PART DRAWING

STYLE

VOLUME (CM³) | SYSTEM CODE D

UNLESS OTHERWISE SPECIFIED
THIS DOCUMENT IS IN ACCORDANCE WITH ASME Y14.100-1998 AS INTERPRETED BY DELPHI. DIMENSIONS ARE TO FACE OF VIEW SHOWN AND AUTOMATICALLY ROUNDED BY COMPUTER FOR INSPECTION (SEE MATH MODEL FOR PRECISE DIMENSIONS). FOR ALL OTHER DIMENSIONS NOT SHOWN BUT REQUIRED FOR TOOL BUILD, SEE MATH MODEL FOR PRECISE TOOL PATH DATA.
ALL DIMENSIONS ARE IN MILLIMETERS

N/A PROCESS SENSITIVE DIMENSION

DIMENSIONS ENCLOSED IN () ARE FOR REFERENCE ONLY, NO TOLERANCE LIMIT IS AVAILABLE

ATMOSPHERICAL PRESSURE LIMITS											
PSIA	2	5	10	15	20	>100	>150	>200	>300	>400	>500
KPA	20	35	70	100	140	>700	>1000	>1400	>2100	>2800	>3500

TOLERANCE UNLESS OTHERWISE SPECIFIED					
±0.15	±0.4	±0.1	±0.4	±0.8	±1.2

DEFAULT TOLERANCE ±0.4

REFERENCE

THIRD ANGLE PROJECTION

DO NOT SCALE

USE MATH DATA

DELPHI

DELPHI PACKARD ELECTRICAL/ELECTRONIC ARCHITECTURE
WARREN, OH

		DATE
DR	B. NAGY	23JN97
APVD1	M. MCCALL	17JL97
APVD2	M. MCCALL	17JL97
APVD3	M. CHAPUIS	25JL97
APVD4		
APVD5		

SUBSTANCES OF CONCERN: NO RECYCLED CONTENT PER DELPHI (29MR02)

TITLE
SEE DRAWING

DRAWING NAME
TAXI ASM CONN F GT 150 SLD

DRAWING NUMBER
15326973

SIZE A1x3 | SCALE 5:1 | SHEET 2 OF 2 | PAGE 1 OF 1 | REV R | NEXT 20 | SKIP -

I 3 5 0 a V 3