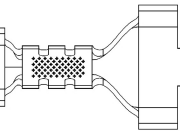
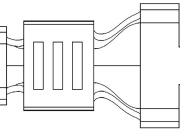


SYMBOL DEFINITION		MISSING SYMBOLS	
A DIMENSION WITHOUT AN INSPECTION REPORT SYMBOL DOES NOT REQUIRE INSPECTION. IT MAY BE CONTROLLED ON THE INDIVIDUAL COMPONENT DRAWING.	TOTAL NO. OF INSPECTIONS REQUIRED	B	NO MISSING SYMBOL NUMBER
	LAST NO. USED	B	

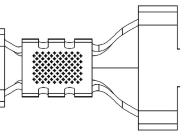
DWG STATUS				REVISION HISTORY				AUT	
DATE	STB	REV	BY	CHK	ZONE	REVISION HISTORY	DATE	BY	
09K03	R	01	-	-		ALL PARTS - REDRAWN TO PD		2468	
210E06	R	02	-	-		MATERIAL FOR P/N 12146576 AND 12146501 WAS PW36-9028 MATERIAL FOR P/N 12124587, 12124582, 12089307, 12089440 WAS P1514285		2822	
05XP11	R	03	-	-		ALL ACTIVE PARTS - ADDED TERMINAL ALIGNMENT VIEWS		4138	
25M112	R	04	-	-		12089306 AND 12089305 - ADDED REPLACED BY COLUMN		4181	
28JL15	R	05	-	-		12146576 - OBSOLETE		4299	



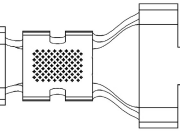
TYPE 102
SAME AS TYPE 101
EXCEPT AS SHOWN



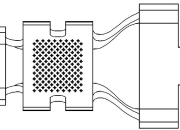
TYPE 103
SAME AS TYPE 101
EXCEPT AS SHOWN



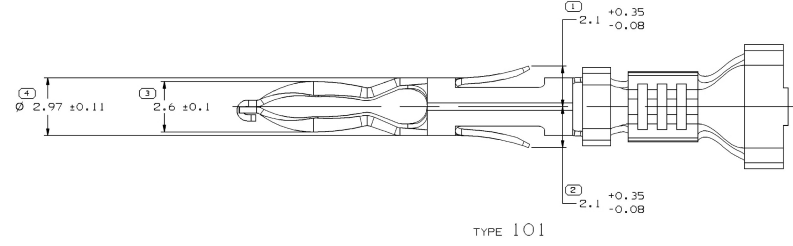
TYPE 104
SAME AS TYPE 101
EXCEPT AS SHOWN



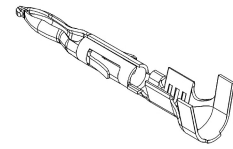
TYPE 105
SAME AS TYPE 101
EXCEPT AS SHOWN



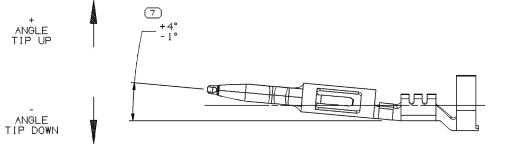
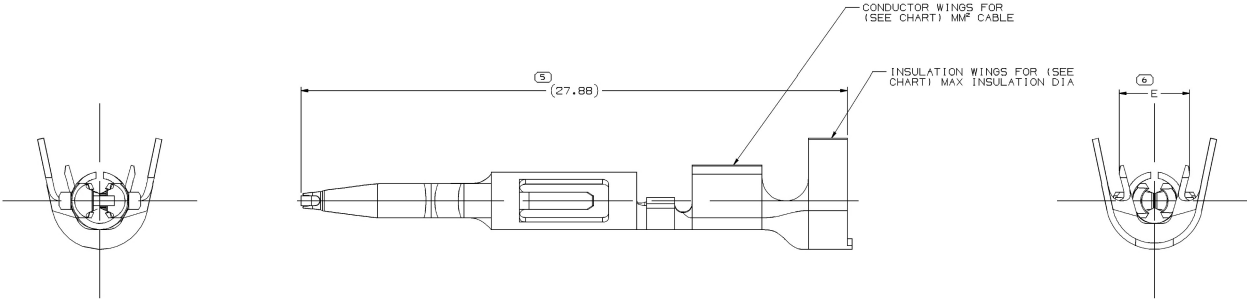
TYPE 106
SAME AS TYPE 101
EXCEPT AS SHOWN



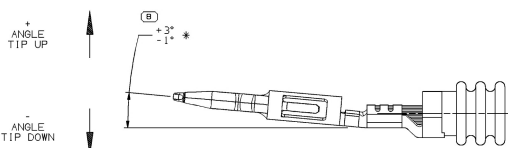
TYPE 101



SCALE 5:1



TERMINAL ALIGNMENT (TERMINAL MAKE)
MEASURED FROM BOTTOM OF CORE WING
SCALE 5:1



TERMINAL, SEAL AND CABLE ALIGNMENT
MEASURED FROM BOTTOM OF CORE CRIMP
SCALE 5:1

NOTES

- UNLESS OTHERWISE SPECIFIED AND/OR INDICATED: DIMENSIONS ARE TO FACE OF VIEW SHOWN AND AUTOMATICALLY ROUNDED BY COMPUTER FOR INSPECTION (SEE MATH MODEL FOR PRECISE DIMENSIONS). FOR ALL OTHER DIMENSIONS NOT SHOWN BUT REQUIRED FOR TOOL BUILD, SEE MATH MODEL FOR PRECISE TOOL PATH DATA.
- "PXX" INDICATES "P" PLUS LAST TWO DIGITS OF MAKE DIE SERIES NUMBER (P01, P02, P03, ETC.).
- TERMINAL DESIGNED FOR 3MMF CABLE. TERMINAL IS RATED AT 20 AMPERES. DO NOT EXCEED RATED CURRENT.
- * DENOTES DIMENSIONS MADE AT CUT-OFF AND CRIMP DIE.

PART NO	REV/IN/P	MAT'L SIZE	MAT'L SPEC	CABLE SIZE (MMF)	MAX. CABLE DIA.	I.D.NO.	TYPE	E±0.4	REPLACED BY
12146576	B4	0.320X36.53	M3639285	0.35-0.22	1.86	23	102	2.2	-
12145501	B3	0.320X36.53	M3639285	0.8-0.5	3.11	19	104	3	-
12124587	B3	0.320X36.53	M1574285	SEE NOTE 3	3.96	11	106	4.6	-
12124582	B3	0.320X36.53	M1574285	2-1	3.96	15	105	3.6	-
12089307	B3	0.320X36.53	M1574285	0.35-0.22	1.86	23	102	2.2	-
12089306	B1	0.320X36.53	P-1515285	SEE NOTE 3	3.96	11	103	4.6	12124587
12089305	B1	0.320X36.53	P-1515285	2-1	3.96	15	101	3.6	12124582
12089040	C3	0.320X36.53	M1574285	0.8-0.5	3.11	19	104	3	-

DELPHI
DELPHI PACK/POD ELECTRICAL/ELECTRONIC DIVISION, OR
WHICH IS THE REGISTERED TRADEMARK OF DELPHI CORPORATION
COPYRIGHT 2003 DELPHI CORPORATION. ALL RIGHTS RESERVED.
THIS DRAWING IS THE PROPERTY OF DELPHI CORPORATION. IT IS TO BE USED ONLY FOR THE PRODUCTION, DISTRIBUTION AND MAINTENANCE OF THIS PRODUCT. IT IS NOT TO BE REPRODUCED OR TRANSMITTED IN ANY FORM OR BY ANY MEANS, ELECTRONIC OR MECHANICAL, INCLUDING PHOTOCOPYING, RECORDING, OR BY ANY INFORMATION STORAGE AND RETRIEVAL SYSTEM, WITHOUT THE WRITTEN PERMISSION OF DELPHI CORPORATION.

DR: J. GAYALDON
APR01: J. GAYALDON
APR02: G. CHACON
APR03: J. JENSEN
APR04: J. JENSEN

UNLESS OTHERWISE SPECIFIED:
DIMENSIONS ARE IN MILLIMETERS UNLESS OTHERWISE SPECIFIED
DIMENSIONS ENCLOSED IN () INDICATE DIMENSIONS THAT ARE NOT TO BE TOLERANCED UNLESS OTHERWISE SPECIFIED
DIMENSIONS ENCLOSED IN [] INDICATE DIMENSIONS THAT ARE TO BE TOLERANCED UNLESS OTHERWISE SPECIFIED
TOLERANCE UNLESS OTHERWISE SPECIFIED:
HOLE: ±0.025
SHAFT: ±0.025
ANGLE TO TOLERANCE: ±0.2

ALL DIMENSIONS ARE IN MILLIMETERS UNLESS OTHERWISE SPECIFIED

THIRD ANGLE PROJECTION
DO NOT SCALE
USE MATH DATA

DELTA

DRAWING NO. 1201008
SIZE A0
SHEET 1 OF 1