


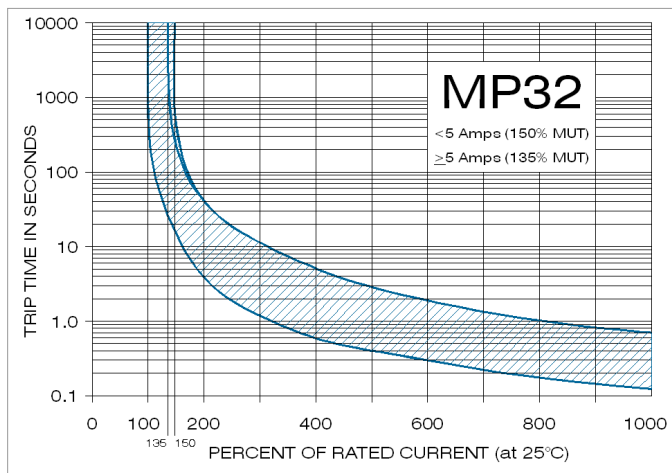
Series 32 Features

- 3 - 50 Ampere Type I, II & III Circuit Breakers
- Auto, Modified & Manual Reset
- Ignition Protected
- Black Reset Button

Series 32 Specifications

Rated Voltage	Type I & II - 14 VDC Type III - 28 VDC
Rated Current	3 to 50 Amperes
Interrupt Capacity	2500A @12 VDC
Dielectric Strength	1500VAC
Insulation Resistance	≥ 100Mohm, 500VDC
Reset Overload Capacity	6x rated current
Operating Temperature	-40 to +85°C
Terminations	#10-32 Thread Options (24in./lb. max. torque)

Typical Trip Curve



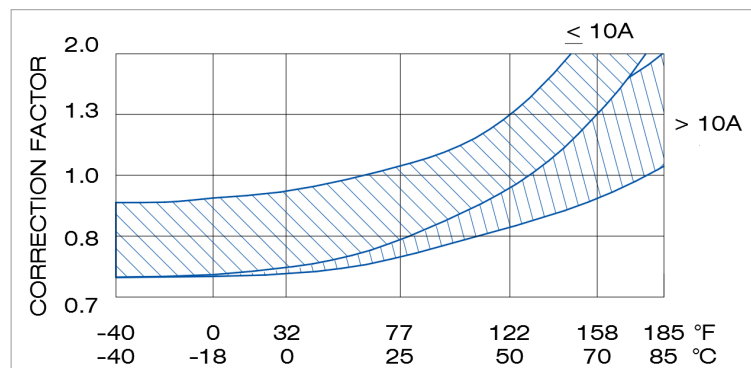
Series 32 Applications

Trucks, Buses, Emergency Vehicles, Con/Ag, Off-Road RV's, Motorhomes, Boats, Trolling Motors, DC Lawn Mowers, Battery Chargers & Floor Cleaning Equipment

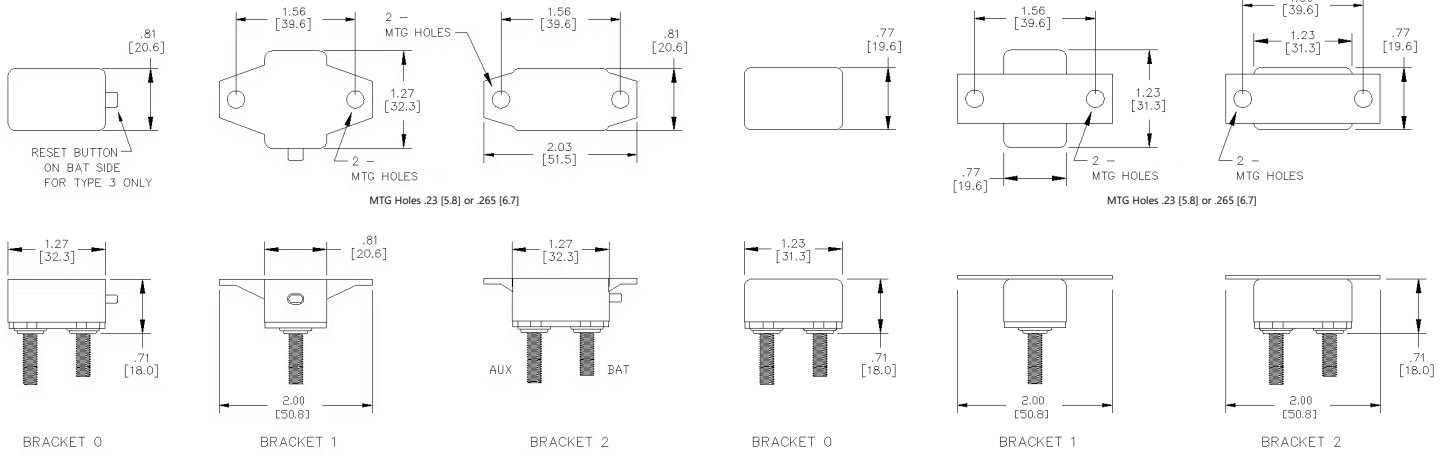
Regulatory

Complies with SAE Standard J553 & J1171 (Ignition Protected)
 Ingress Protection: IP66 (Plastic, except terminations)
 ROHS Compliant

Ambient Temperature Correction



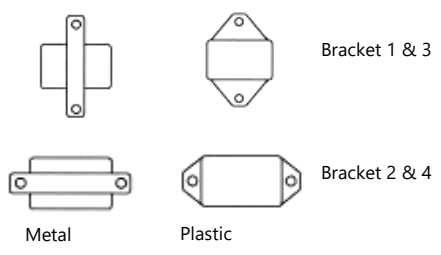
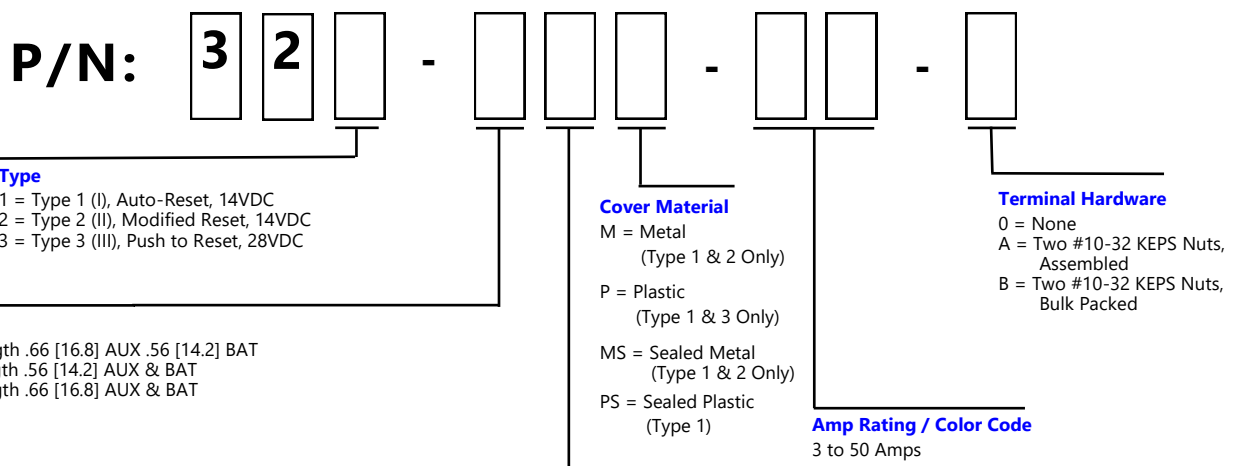
Physical Configuration



Type 1 & 3 - Plastic Cover

Type 1 & 2 - Metal Cover

Part Numbering Guide



03 = 3 Amp / Violet	20 = 20 Amp / Yellow
04 = 4 Amp / Pink	25 = 25 Amp / Gray
05 = 5 Amp / Tan	30 = 30 Amp / Green
06 = 6 Amp / Green	35 = 35 Amp / Brown
08 = 8 Amp / Brown	40 = 40 Amp / Orange
10 = 10 Amp / Red	50 = 50 Amp / Red
15 = 15 Amp / Blue	

Standard Color Code between terminals

Protective Boot

P/N 32-BR = Boot, Red
 P/N 32-BB = Boot, Black



WARNING: Cancer & Reproductive Harm – www.P65Warnings.Ca.Gov/
 • For More Information visit www.mechprod.com/MP.Prop.65

Uncontrolled Document
 Last Revision: 05.28.2021