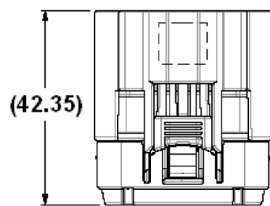
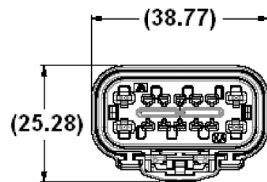


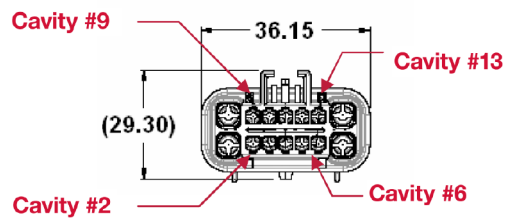
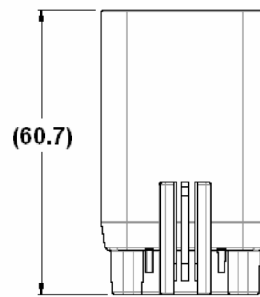


## FCI 14 Way APEX 150 Hybrid Connection System

**FEMALE**



**MALE**



INDEX TYPE	HOUSING COLOR	PLUGGED SEAL POSITIONS (X)														FEMALE ASSEMBLY PART NUMBER	MALE ASSEMBLY PART NUMBER (SLOT 1)	MALE ASSEMBLY PART NUMBER (SLOT 2)	
		1	2	3	4	5	6	7	8	9	10	11	12	13	14				
A	BLACK																55251400	54251400	54251404
B	GREY																55251401	54251401	54251405
C	BROWN																55251402	54251402	54251406
D	GREEN																55251403	54251403	54251407
A	BLACK	X													X		55251408	54251412	
B	GREY	X													X		55251409	54251413	
A	BLACK					X											55251410	54251416	54251418
B	GREY					X											55251411	54251417	54251419
A	BLACK	X				X											55251412	54251420	54251422
B	GREY	X				X											55251413	54251421	54251423
A	BLACK	X				X									X		55251414	54251424	54251426
B	GREY	X				X									X		55251415	54251425	54251427
A	BLACK	X				X			X						X		55251416	54251428	54251430
B	GREY	X				X			X						X		55251417	54251429	54251431
E	YELLOW		*	*													55251404		54251408
F	YELLOW				*	*							*	*			55251405		54251409
G	YELLOW	*	*														55251406		54251410
H	YELLOW				*	*							*	*			55251407		54251411

NOTE 1: Assembly part numbers also available without CPA. See sale drawing for part numbers

NOTE 2: See Page 8 for explanation of clip slot type 1 and clip slot type 2.

\* Shorting bar exists in this position.

Additional plugged cavity configurations are available upon request.