SYMBOL DEFINITION			MISSING NUMBERS
A DIMENSION WITHOUT AN INSPECTION REPORT SYMBOL (□) DOES NOT REQUIRE INSPECTION. IT MAY BE CONTROLLED ON AN INDIVIDUAL COMPONENT DRAWING.	TOTAL NO. OF SYMBOLS ON DRAWING	17	
	LAST NO. USED	20	

DWG STATUS DATE	STA	REL	N/P	DWG	ZONE	REVISION HISTORY	AUTH	DR	APVD	APVD 2
18JN99	R	01	-	-	-	12048159, 12124977 - WAS SEPARATE DWG	193562	AKS	AUB	GB
11NO02	R	02	-	-	-	12048159 - UPDATED PDM ATTRIBUTES	234537	KPR	RVP	RC
04FE03	R	03	-	-	-	UPDATED PDM ATTRIBUTES	236503	KGP	KGP	RC
24MR03	R	04	-	-	-	UPDATED PDM ATTRIBUTES	238823	SRB	SRB	RC
13AU12	R	05	-	-	-	12124977,12124977, 12048254 & 12048159 - UPDATED MAT'L CALLOUT AND MAT'L SIZE WAS 42.47	419203	KTT	JAW	MA

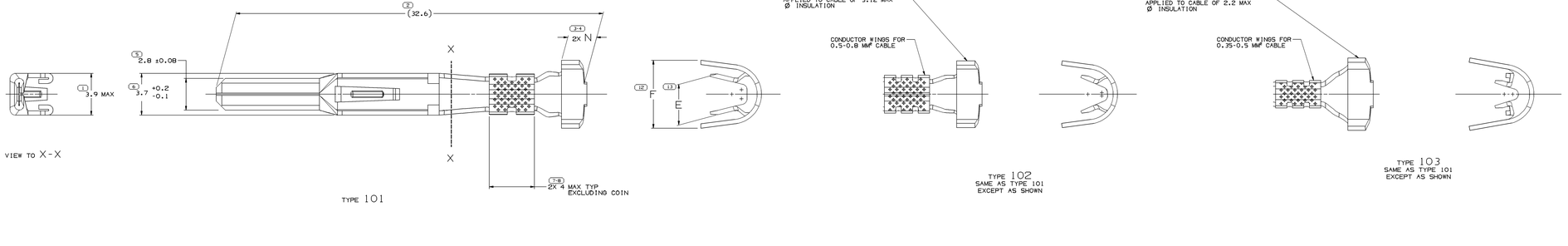

TYPE 101

TYPE 102
SAME AS TYPE 101
EXCEPT AS SHOWN

TYPE 103
SAME AS TYPE 101
EXCEPT AS SHOWN

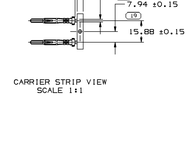

CARRIER STRIP VIEW
SCALE 1:1

NOTES

1. UNLESS OTHERWISE SPECIFIED AND/OR INDICATED:
   DIMENSIONS ARE TO FACE OF VIEW SHOWN AND AUTOMATICALLY ROUNDED BY COMPUTER FOR INSPECTION. (SEE MATH MODEL FOR PRECISE DIMENSIONS.) FOR ALL OTHER DIMENSIONS NOT SHOWN BUT REQUIRED FOR TOOL BUILD, SEE MATH MODEL FOR PRECISE TOOL PATH DATA.

2. MATING TERMINAL 12077411, 12015054 OR EQUIVALENT.

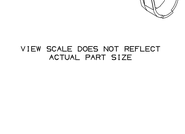

VIEW SCALE DOES NOT REFLECT ACTUAL PART SIZE

12124977	A1	-	TIN PLATED COPPER ALLOY	0.381 X 42.04	2-3	13	2.45-3.8	101	I	4	6.4	2
12124977	A7	-	TIN PLATED COPPER ALLOY	0.381 X 42.04	0.35-0.5	21	1.3-2.2	103	II	2.44	6.4	2
12048254	D1	-	TIN PLATED COPPER ALLOY	0.381 X 42.04	1	12	3.49-3.65	101	I	4.5	6	2
12048159	B13	-	TIN PLATED COPPER ALLOY	0.381 X 42.04	0.5-0.8	19	2.03-3.12	102	I	3.2	5.9	2
12040559	E		COPPER ALLOY	0.381 X 42.47	1-2	15	3.13-3.97	101	I	3.6	6	2
PART NO	REV	N/P	SPEC	SIZE	SIZE MM²	ID	Ø	TYPE	WIRE CONST	L	T	N
			MATERIAL		CABLE							

DRAWING NUMBER	12089387
SIZE A1x3	SCALE 101
SHEET NO 2 OF 2	SHEET NUM 1 OF 1
REV R	N/P 05 -

THIS DRAWING IS THE PROPERTY OF DELPHI. DELPHI PROVIDES THIS PHYSICAL PARTS ARE NOT AVAILABLE FOR ORDERING.

PART NUMBERS THAT DO NOT HAVE A LINE PRESENT INDICATE THAT PHYSICAL PARTS ARE AVAILABLE FOR ORDERING.

CONTACT DELPHI SALES TO ASSURE AVAILABILITY OF PARTS.

COPYRIGHT 1999 DELPHI. COPYRIGHT, AND/OR ITS AFFILIATES. ALL RIGHTS RESERVED.

THIS DRAWING IS THE PROPERTY OF DELPHI CORPORATION. THE REPRODUCTION OR DISTRIBUTION OF THIS DRAWING OR ITS DETAILED DESCRIPTION OR USE FOR ANY PURPOSE OTHER THAN AS DELPHI SHALL EXPRESSLY AUTHORIZE IN WRITING IS PROHIBITED.

DWG TYPE	PART DRAWING
STYLE	
VOLUME CONT	SYSTEM CODE: D

UNLESS OTHERWISE SPECIFIED

THIS DOCUMENT IS IN ACCORDANCE WITH ASME Y14.5M-1994 AS ADAPTED BY THE GM GLOBAL STANDARDS GDE 1. DIMENSIONS ARE IN MM. ALL DATA ON THIS DRAWING AND RELATED SYSTEM WILL BE: FULL A-VERSION FORM, 3-DIMENSIONAL, DIGITAL DATA, ASCII FORMAT, ISO 10303 STEP SYSTEM CONSISTS OF SPECIFICATION OF LOCATION TOLERANCES, DATUM SYSTEM, MATERIAL, FINISH, PROCESS, DIMENSIONS, REVOLUTION OF SYSTEM REFERENCE WE SHOULD SUPPORTS.
ALL DIMENSIONS ARE IN MILLIMETERS

(5)	PROCESS SENSITIVE DIMENSION
DIMENSIONS ENCLOSED IN () INDICATE REFERENCE DIMENSION, OR NO TOLERANCE LIMITS ARE EXPLICITLY STATED	
GEOMETRICAL POSITIONAL TOLERANCE	DIGIT 3
FROM 0 TO 3	±0.1
3 TO 6	±0.2
6 TO 12	±0.3
TOLERANCE UNLESS OTHERWISE SPECIFIED	
.XX	±0.25
.XXX	±0.13
ANGULAR TOLERANCE ±0°	

REFERENCE

THIRD ANGLE PROJECTION

DO NOT SCALE

USE MATH DATA

NX

SUBSTANCES OF CONCERN: NO RECYCLED CONTENT PER DELPHI (294502)	
MATERIAL	SEE CHART
DRAWING NAME	TAXI TERM M M/P 280 SEALED TANG
DRAWING NUMBER	12089387
SIZE A1x3	SCALE 101
SHEET NO 1 OF 2	SHEET NUM 1 OF 1
REV R	N/P 05 -

DELPHI

DELPHI PACKARD ELECTRICAL/ELECTRONIC ARCHITECTURE
WARREN, OH

COPYRIGHT 1999 DELPHI. COPYRIGHT, AND/OR ITS AFFILIATES. ALL RIGHTS RESERVED.

THIS DRAWING IS THE PROPERTY OF DELPHI CORPORATION. THE REPRODUCTION OR DISTRIBUTION OF THIS DRAWING OR ITS DETAILED DESCRIPTION OR USE FOR ANY PURPOSE OTHER THAN AS DELPHI SHALL EXPRESSLY AUTHORIZE IN WRITING IS PROHIBITED.

		DATE
DR		
APVD1	A. ARZATE	18JN99
APVD2	A. UBALDE G	30JN99
APVD3	R. KEARNS	13JN99
APVD4		
APVD5		

I2089387