REV.	ZONE	DESCRIPTION	CLASS. NO.	DATE	DESIGNED	CHECKED
3		see TSE Change Report: 22222		2002/10/14	Swe	Dzi
3		see TSE Change Report: 22516		2007/02/02	Swe	Ec
4		see TSE Change Report: 22220		2007/05/02	Dzi	
5		see TSE Change Report: 29007		2015/08/17	Ze	

Kralle 2

M 5:1

Fehlende Maße und Angaben siehe Kralle 1

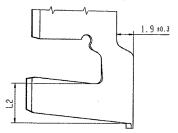

Kralle 3 nur Teil 28410.

M 5:1

Fehlende Maße und Angaben siehe Kralle 1

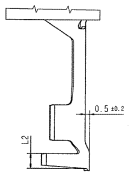

Kontaktausführung ungedichtet
MAK 8.0x0.8/9.5x1.2

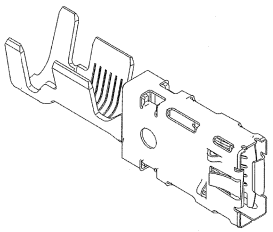

Steckbereichvariante 2

MAK 9.5x1.2

Kontaktbereichdarstellung für Steckerdicke 1.2 mm (Kodier-und Sekundärnocken spiegelbildlich und 2 zusätzliche Bohrungen)

M 4:1

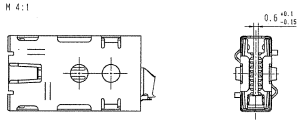

Fehlende Maße und Angaben siehe Variante 1
Passend für Flachstecker: 9.5±0.1 x 1.20±0.05

Steckbereichvariante 3

MAK 8x0.8

Kontaktbereichdarstellung für Steckerdicke 0.8 mm und 1.2 mm (ohne Kodiernocken und 2 zusätzliche Bohrungen)

Nach Stecken mit Steckerdicke 1.2 mm nicht mehr für den Stecker 0.8 mm geeignet

M 4:1

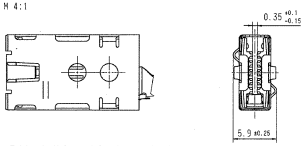

Fehlende Maße und Angaben siehe Variante 1
Passend für Flachstecker:

8.0±0.1 x 0.80±0.03
8.0±0.2 x 0.82±0.04
9.5±0.1 x 0.80±0.03
9.5±0.1 x 1.20±0.05

Sicherungseinsatz
DIN 72581-Form E

Kontaktausführung gedichtet
MAK 8.0x0.8/9.5x1.2

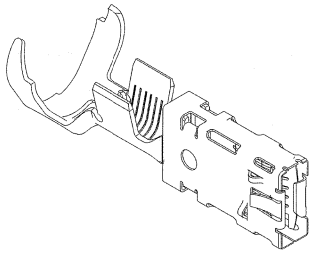

Anschlagbild
ohne Maßstab

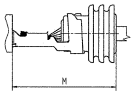

Steckbereichvariante 1

MAK 8x0.8

Kontakt für Steckerdicke 0.8 dargestellt

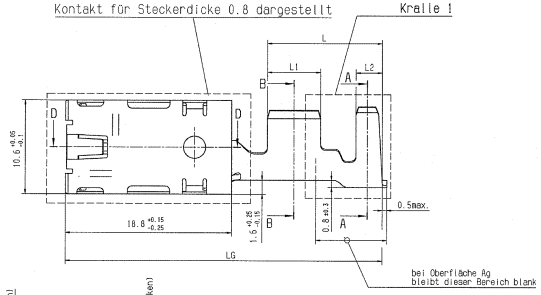

C-C

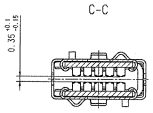

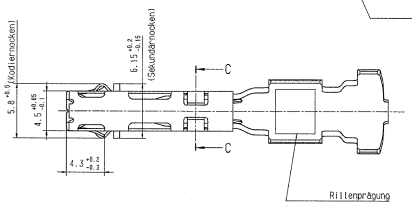

A-A

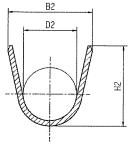

D-D

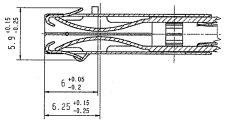

B-B

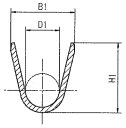

Passend für Flachstecker:

8.00 ±0.1 x 0.80 ±0.03
8.00 ±0.2 x 0.82 ±0.04
9.50 ±0.1 x 0.80 ±0.03

Sicherungseinsatz DIN 72581-Form E

Stoff Grundteil: CuCrTiSi
Stoff-Oberfläche Zusatzfeder: X10CrNi 18.8 blank

Variante	Wire size Range [mm²]	SEM Part Number	T&C Part Number	Surface-plating on basic-part [µm]	Ø01 ±0.2	Ø02 ±0.2	B1 ±0.3	B2 ±0.3	H1 ±0.3	H2 ±0.3	L1 ±0.25	L2 ±0.2	L ±0.3	LG ±0.5	Kralle
					Crimp Dimensions										
1	1.5 - 2.5	32025Y2G0	28410 306 710	Ag0.5 min. (ISO-area without plating) Ag3.0 min. (connecting-area)	Ø1.8	Ø3.3	3.6	5.7	4	5.4	4	1.7	7.2	35.8	3
2	2.5 - 4.0	3202602Z2	28253 306 179	frSn 3+3 (complete)	Ø2.5	Ø4	4.9	7	5.2	7	4.5	3	13	35.8	1
1		32025Y2FY	28222 306 179												
2		32025Y385	28253 306 710	Ag0.5 min. (ISO-area without plating) Ag3.0 min. (connecting-area)											
1		3202598D0	28222 306 710												
3		32025Y2GU	28468 306 189	fSn (SnAg4X) 3+3 (complete)											
2	6.0 - 10.0	3202603A8	28252 306 179	frSn 3+3 (complete)	Ø3.8	Ø6	7.2	9.5	7.9	9.1	6	3	13	35.8	1
1		320263VX7	28223 306 179												
2		32025Y36T	28252 306 710	Ag0.5 min. (ISO-area without plating) Ag3.0 min. (connecting-area)											
1		3202598R8	28223 306 710												
3		32025Y2G1	28490 306 189	fSn (SnAg4X) 3+3 (complete)											
2	>10.0 - 16.0	3202603B6	28239 306 179	frSn 3+3 (complete)	Ø5	Ø8	9	13	9.6	12.1	7	4.5	16	38.8	2
1		32025Y2FZ	28238 306 179												
2		32025Y38U	28239 306 710	Ag0.5 min. (ISO-area without plating) Ag3.0 min. (connecting-area)											
1		3202598P2	28238 306 710												
3		32025Y2G2	28494 306 189	fSn (SnAg4X) 3+3 (complete)											

Steckbereichvariante 1

MAK 8x0.8

Kontakt für Steckerdicke 0.8 dargestellt

Passend für Kammerbohrung Ø 14.4mm

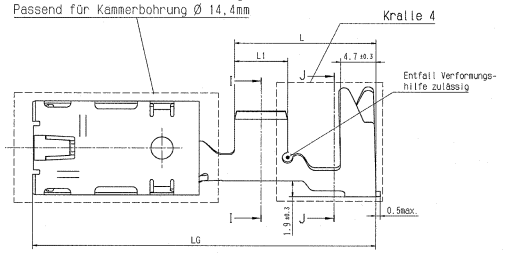

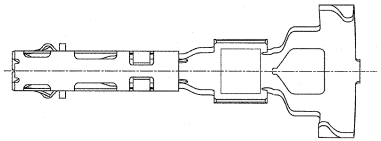

Kralle 5

Passend für Kammerbohrung Ø 12 mm
Fehlende Maße und Angaben siehe Kralle 4
M 5:1

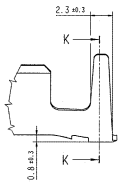

K-K

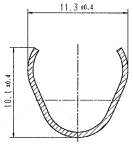

J-J

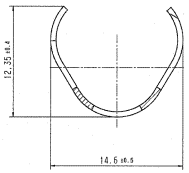

I-I

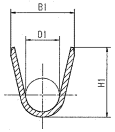

Fehlende Maße und Angaben siehe Kontaktausführung ungedichtet

Variante	Wire size Range [mm²]	SEM Part Number	T&C Part Number	Surface-plating on basic-part [µm]	Ø01 ±0.2	B1 ±0.3	H1 ±0.3	LG ±0.5	L1 ±0.25	L	M	Kralle
					Crimp Dimensions							
2	2.5 - 4.0	32025Y391	28242 306 179	frSn 3+3 (complete)	Ø2.5	4.9	5.2	38.8	4.5	16.0 +0.2 -0.5	29.4 +0.45 -0.7	4
1		32025Y2GM	28224 306 179									
2		32025Y38V	28242 306 710	Ag0.5 min. (Seal-area without plating) Ag3.0 min. (connecting-area)								
1		3202598X2	28224 306 710									
3		3202599K2	28469 306 189	fSn (SnAg4X) 3+3 (complete)				35.8		13.0 ±0.4	24.1 ±1.6	5
3		E00029189	28767 000 001	Ni1.0/Ag0.5 min. (complete) Ni1.0/Ag3.0 min. (connecting-area)								5
2	6.0 - 10.0	32025Y36W	28241 306 179	frSn 3+3 (complete)	Ø3.8	7.2	7.9	38.8	6.0	16.0 +0.2 -0.5	29.4 +0.45 -0.7	4
1		32025Y2GN	28225 306 179									
2		32025Y36X	28241 306 710	Ag0.5 min. (Seal-area without plating) Ag3.0 min. (connecting-area)								
1		3202598YQ	28225 306 710									
3		3202602V8	28459 306 189	fSn (SnAg4X) 3+3 (complete)				35.8		13.0 ±0.4	24.1 ±1.6	5
3		E00029190	28768 000 001	Ni1.0/Ag0.5 min. (complete) Ni1.0/Ag3.0 min. (connecting-area)								5
2	>10.0 - 16.0	32025Y2GT	28244 306 179	frSn 3+3 (complete)	Ø5.0	9.0	9.6	38.8	6.5	16.0 +0.2 -0.5	29.4 +0.45 -0.7	4
1		32025Y38Y	28243 306 179									
2		32025Y38Z	28244 306 710	Ag0.5 min. (Seal-area without plating) Ag3.0 min. (connecting-area)								
1		32025Y390	28243 306 710									
1		E00004239	28721 000 001	Ni1.0/Ag0.5 min. (complete) Ni1.0/Ag3.0 min. (connecting-area)								

GENERAL TOLERANCES	THE ENGLISH TRANSLATION IS BELIEVED TO BE ACCURATE. IN CASE OF DISCREPANCIES THE GERMAN VERSION SHALL GOVERN.
ISO-1101-M-----, ISO 2768 - m	
ANGLE PROJECTION	MATERIAL: see table
EU	FINISH / SURFACE: see table
	COLOR: ---
SCALE:	10:1
START DATE:	2003/05/28
DRAWN:	Pus
APPROVERS:	
DRW FILE NAME: 20508-----_CG-D_D0105	CAD DIRECTORY / CAD LOCATION: K:-AUTOMOT/LASER-20 MODEL FILE NAME: ---
LAST UPDATE	2011/06/17

TAG Drawing Number: 20508

WEIGHT CAD: --- [g] VOLUME CAD: --- [mm³]

LEAR CORPORATION
Lear Corporation GmbH
Schlosserstraße 4
42899 Remscheid
Germany

TITLE
miscellaneous / cross carline
MAK 8.0x0.8/9.5x1.2
sealed / unsealed

SDM DOCUMENT ID / DRAWING NUMBER: D00053369 — 5 | REV. | SHEET 1 OF 2 | TYPE CG

CONFIDENTIAL - THIS DRAWING AND ALL INFORMATION DISCLOSED HEREIN ARE OWNED BY LEAR CORPORATION AND ARE NOT TO BE DISTRIBUTED OR DISSEMINATED IN ANY MANNER UNLESS EXPRESSLY AUTHORIZED IN WRITING BY LEAR CORPORATION.

Offizielle aktuelle Ausgabe nur als LEAR TAC DB. Es gemacht Fehler aus kein Abmangelsen.
Catia V5 DIN A0